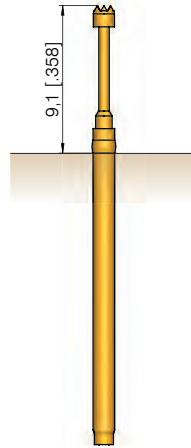
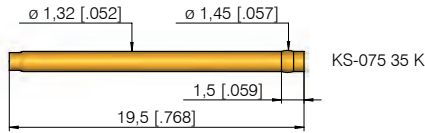
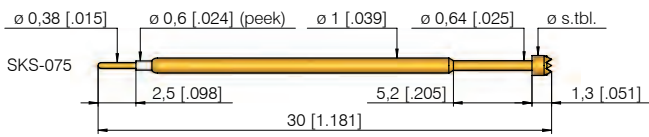


Grid:
≥ 1,91 mm
≥ 75 Mil

Installation height with KS: 9,1 mm (.279) / variable
Recommended stroke: 2,6 mm (.102)

Mounting and functional dimensions



SKS-075 in
KS-075 35 K

Collar height and installation height

To adjust the installation height receptacles with a press ring are used. The receptacles can be inserted up to the press ring or with the press ring pressed into the mounting hole.

Mechanical data

Switch path: 2,6 mm (.102) ± 0,2 (.008)
Recomm. working stroke: 4,0 mm (.157)
Maximum stroke: 5,0 mm (.197)

Spring force at switch. point: 1,1 N (3.6oz)
Spring force at work. stroke: 2,0 N (7.2oz)

Electrical data

Current rating: 1 A

Operating temperature

Standard: -40° up to +80° C

Materials

Plunger: BeCu, gold-plated
Barrel: Bronze, gold-plated
Spring: Steel, gold-plated
Receptacle: Nickel-silver, gold-plated
Contact terminal: Brass, gold-plated
Insulator: Peek

Mounting hole size

when pressing the press ring into the mounting hole
in CEM1 and FR4: ∅ 1,36 - 1,40 mm (.054 - .055)

Press ring as a collar-stop

in CEM1: ∅ 1,30 - 1,31 mm (.051 - .052)
in FR4: ∅ 1,31 - 1,32 mm (.052 - .052)

Available tip styles				
Material	Tip style	Plating	Further versions	
			∅	∅ (inch)
3	02	A	∅ 0,80 (.031)	
3	06	A	∅ 1,30 (.051)	

Warning:

Do not solder the cable to the crimp points of the receptacle.

Ordering example

