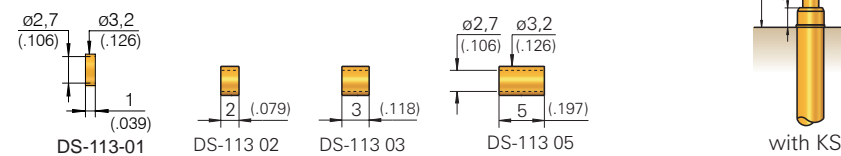
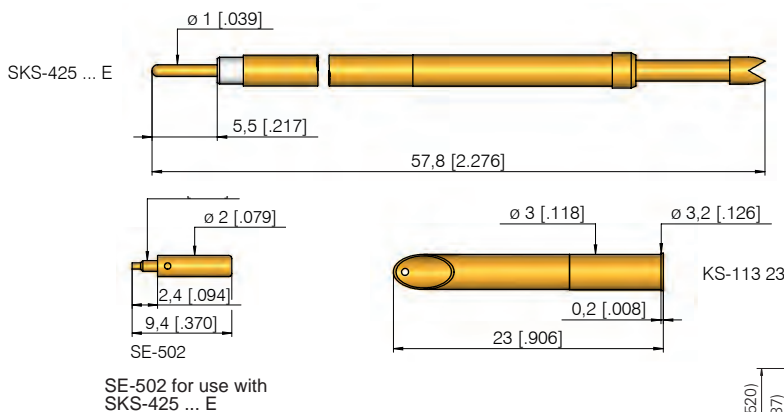
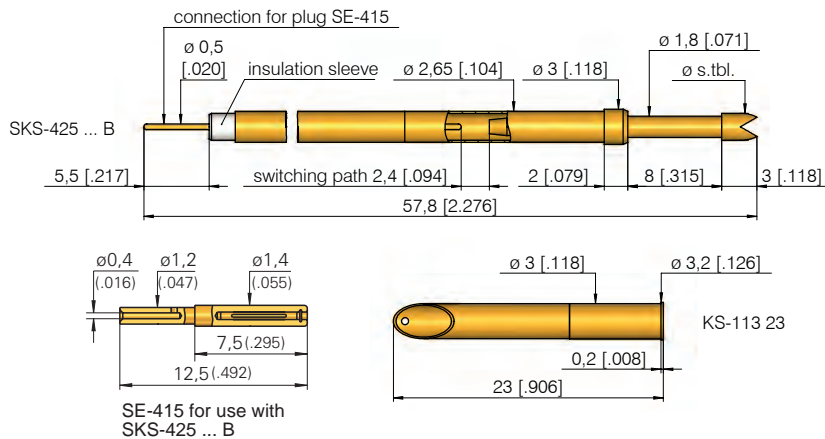


**Grid:**  
 ≥ 3,50 mm  
 ≥ 140 Mil

**Installation height with KS:** 13,2 mm (.520)  
**Switch path:** 2,4 mm (.094)

### Mounting and functional dimensions



### Available tip styles

Material	Tip style	Plating	Further versions	
			Ø	Ø (inch)
0 02		A	5,00	(.197)
3 04		A		
3 06		A	4,00	(.157)

**Collar height and installation height**  
 The installation height of the tip (dimension without KS) is determined by the collar height.

Collar height	Installation height without receptacle
02	13,0 mm (.512)

**Mechanical data**  
**Switch path:** 2,4 mm (.094) ± 0,2 (.008)  
**Recomm. working stroke:** 6,4 mm (.252)  
**Maximum stroke:** 8,0 mm (.315)  
**Spring force at switch point:** 0,9 N (3.2oz)  
**Spring force at working stroke:** 2,5 N (9.0oz)

**Materials**  
**Plunger:** BeCu, gold-plated (or gold-plated with insulator cap)  
**Barrel:** Brass, gold-plated  
**Spring:** Steel, gold-plated  
**Receptacle:** Brass, gold-plated

**Note:**  
 The receptacle can be used from grid size 4,5 mm (180 Mil) upward.

**Electrical data**  
**Current rating:** 5 A  
 (see page 100)

**Mounting hole size**  
**with receptacle:** ø 2,98 - 2,99 mm (.1173 - .1177)  
**without receptacle:** ø 2,65 mm (.1043)

**Operating temperature**  
**Standard:** -40° up to +80° C

### Ordering example

