

# SKS 419 / 429

Switching Probe with Long Stroke - High Stability  
Closing version (NO)

Grid:

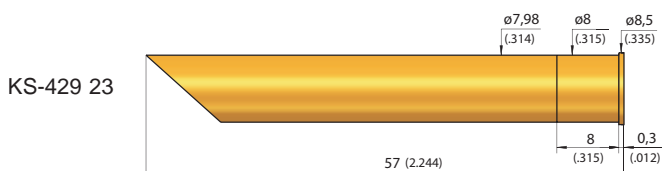
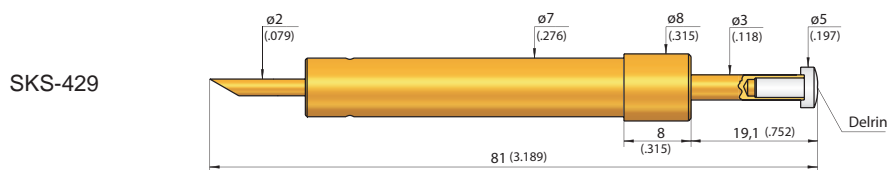

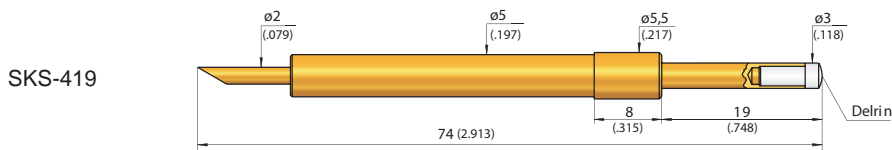
≥ 7,5/10,0 mm

≥ 300/400 Mil

Installation height with KS: 27,3 / 27,4 mm (1.075 / 1.079)

Switch path: 2,0 mm (.079)

## Mounting and functional dimensions



SKS 419	
<b>Mechanical data</b>	
Switch path:	2,0 mm (.079) ± 0,2 (.008)
Maximum stroke:	14,0 mm (.551)
Spring force at switch.point:	2,6 N (9.4oz)
Spring force 80% stroke:	5,2 N (18.8oz)
Spring force max. stroke:	6,5 N (26.0oz)

Electrical data	
Current rating:	5 A
(see page 100)	

Operating temperature	
Standard:	-40° up to +80° C

Mounting hole size	
with receptacle:	∅ 5,49 mm (.216)
without receptacle:	∅ 5,00 mm (.197)

Materials	
Plunger:	BeCu, gold-plated with insulator cap (Delrin)
Barrel:	Brass, gold-plated
Spring:	Steel, gold-plated
Receptacle:	Brass, gold-plated

SKS 429	
<b>Mechanical data</b>	
Switch path:	2,0 mm (.079) ± 0,2 (.008)
Maximum stroke:	16,0 mm (.630)
Spring force at switch.point:	2,9N (10.5oz)
Spring force 80% stroke:	6,4 N (23.2oz)
Spring force max. stroke:	8,0 N (31.0oz)

Electrical data	
Current rating:	5 A
(see page 100)	

Operating temperature	
Standard:	-40° up to +80° C

Mounting hole size	
with receptacle:	∅ 7,99 mm (.315)
without receptacle:	∅ 7,00 mm (.276)

Materials	
Plunger:	BeCu, gold-plated with insulator cap (Delrin)
Barrel:	Brass, gold-plated
Spring:	Steel, gold-plated
Receptacle:	Brass, gold-plated

## Ordering example

Series	Tip material 0 = Delrin	Tip style	Tip diameter (1/100 mm)	Plating A = Gold	Spring force at max. stroke (dN)	Collar height (mm)
--------	----------------------------	-----------	----------------------------	---------------------	--	-----------------------

Test probe:

SKS 419 0 0 5 3 0 0 A 6 5 0 8

Test probe:

SKS 429 0 0 5 5 0 0 A 8 0 0 8

Receptacle for SKS-419:

KS - 4 1 9 2 3

Receptacle for SKS-429

KS - 4 2 9 2 3