

GKS 087 M

Screw-in Test Probe

Grid:

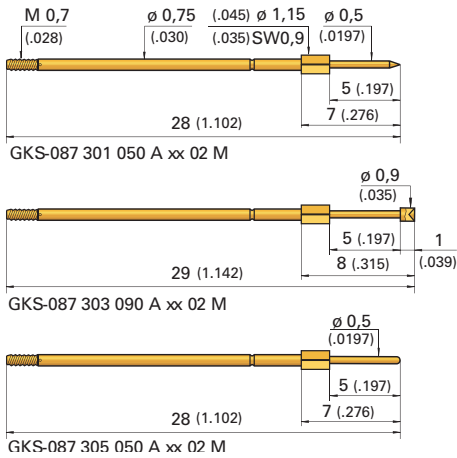
≥ 1,27 mm

≥ 50 Mil

Installation height with KS: 7,2 / 8,2 mm (.283 / .323)

Recommended stroke: 4,0 mm (.157)

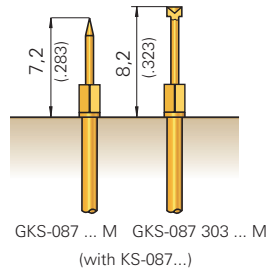
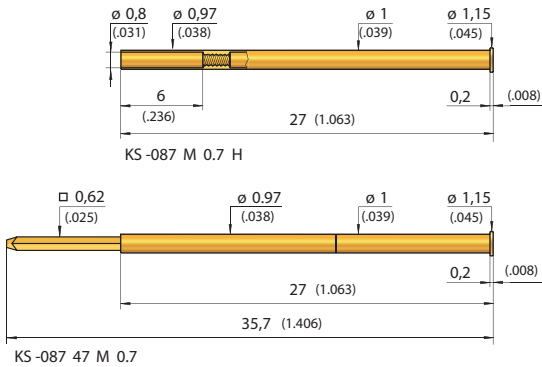
Mounting and functional dimensions



Available tip styles

Material	Tip style	Plating	Further versions	
			∅	∅ (inch)
3 01		A	∅ 0,50 (.020)	
3 03		A	∅ 0,90 (.035)	
3 05		A	∅ 0,50 (.020)	

Receptacles



Collar height and installation height

The installation height of the tip (dimension with receptacle) is determined by the collar height and the tip style. The collar height of the GKS-087 series is always 02.

Collar height	Tip style	Diameter	Installation height
02 M	01	0,50 (.020)	7,2 mm (.283)
02 M	03	0,90 (.035)	8,2 mm (.323)
02 M	05	0,50 (.020)	7,2 mm (.283)

Mechanical data

Working stroke: 4,0 mm (.157)
Maximum stroke: 5,0 mm (.197)
Spring force at work. stroke: 0,5 N (1.8oz)
Alternative: 0,8 N (2.9oz)

Materials

Plunger: BeCu, gold-plated
Barrel: Brass, gold-plated
Spring: Steel, gold-plated
Receptacle: Brass, gold-plated

Recommended screw-in torque:
 Min.: 0,5 cNm / Max.: 1 cNm

Electrical data

Current rating: 2 - 3 A
R_i typical: < 20 mΩ

Mounting hole size

in CEM1: ∅1,00 - 1,02 mm (.0394-.0401)
in FR4: ∅1,01 - 1,03 mm (.0398-.0405)

Operating temperature

Standard: -40° up to +80° C

Ordering example

Series	Tip material	Tip style	Tip diameter (1/100 mm)	Plating	Spring force (dN)	Collar height (mm)	Special designation
3	BeCu	01	050	A = Gold	05	02	M

Test probe:

G K S 0 8 7 3 0 5 0 5 0 A 0 5 0 2 M

Receptacles:

K S - 0 8 7 M 0,7 H K S - 0 8 7 4 7 M 0,7