

GKS 899 M

Screw-in Step Probes

Grid:

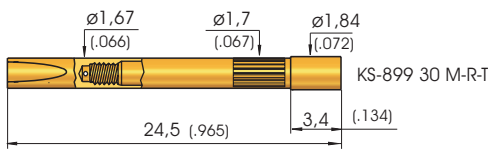
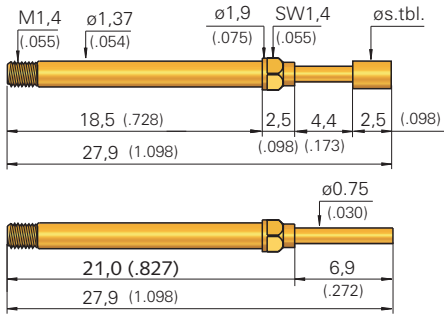
≥ 2,54 mm

≥ 100 Mil

Installation height with KS: 12,8 (.504)

Recommended stroke: 3,5 mm (.138)

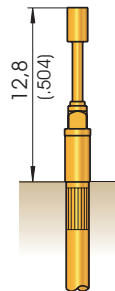
Mounting and functional dimensions



** axially positioned bore hole for leakage test.
Attention: when not assembled correctly, solder can flow inside the receptacle.

Available tip styles

Material	Tip style	Plating	Further versions	
			∅	∅ (inch)
2	01	A		
3	02	A	0,65	(.026)
3	02	A		
3	03	A		
3	05	A	0,65	(.026)
3	06	A	1,00 1,80	(.039) (.071)
3	13	A		



Collar height and installation height

The installation height of the tip is always 12,8 mm (.504). The test probe can only be used with a receptacle.

Mechanical data

Working stroke: 3,5 mm (.138)
Maximum stroke: 4,4 mm (.173)
Spring force at work. stroke: 1,5 N (5.4oz)
Alternative: 0,7 N (2.5oz); 2,5 N (9.0oz)
 3,0 N (10.8oz)

Materials

Plunger: BeCu or steel, gold-plated
Barrel: Brass, gold-plated
Spring: Steel, gold-plated
Receptacle: Brass, gold-plated

Recommended screw-in torque:
Min.: 2 cNm / Max.: 3 cNm

Electrical data

Current rating: 3 - 5 A
R_i typical: < 20 mΩ

Mounting hole size

in CEM1 and FR4: ∅ 1,67 - 1,68 mm
 (.0657 - .0661)

Operating temperature

Standard: -40° up to +80° C

Ordering example

