

# GKS 747 M

Screw-in Non-Rotating Test Probe with Continuous Plunger

**Grid:**

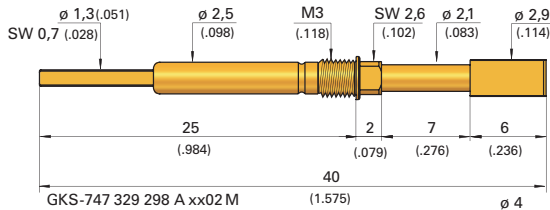
≥ 4,50 mm

≥ 180 Mil

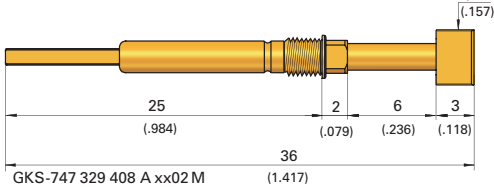
Installation height with KS: 16,2 / 20,2 mm (.638 / .795)

Recommended stroke: 4,0 mm (.157)

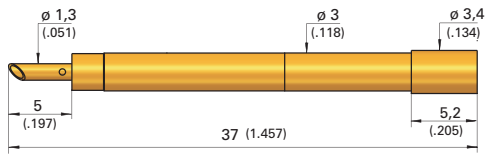
## Mounting and functional dimensions



GKS-747 329 298 A xx02 M (1.575)



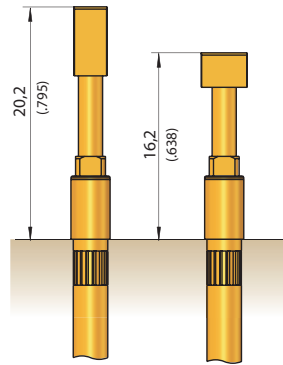
GKS-747 329 408 A xx02 M (1.417)



KS-747 23 M



KS-747 23 M-R



GKS -747 329 298 ... with KS

GKS -747 329 408 ... with KS

### Collar height and installation height

The installation height at the tip (dimension without KS) is determined by the collar height and the tip length (see table "Available tip styles").

### Mechanical data

**Working stroke:** 4,00 mm (.157)  
**Maximum stroke:** 5,0 mm (.197)  
**Spring force at work. stroke:** 1,5 N (5.4oz); 3,0 N (10.8oz)

### Electrical data

**Current rating:** 8 A  
**R<sub>i</sub> typical:** < 30 mΩ

### Operating temperature

**Standard:** -40° up to +80° C

### Materials

**Plunger:** Steel or BeCu, gold-plated  
**Barrel:** Brass, gold-plated  
**Spring:** Steel, gold-plated  
**Receptacle:** Brass, gold-plated

### Mounting hole size

for **KS-747 23 M** in CEM1 and FR4: ∅ 2,99 mm (.1177)  
 for **KS-747 23 M-R** in CEM1 and FR4: ∅ 3,00 - 3,02 mm (.1181 - .1189)

## Available tip styles

Material	Tip style	Plating	Install. height with KS	
			Collar height	Install. height
3	29	A	02	20,2 (.795)
3	29	A	02	16,2 (.638)

### Note:

When screwing the test probe into the receptacle, the plunger is secured against rotation. The flat surface at the end of the plunger fits into the slot at the end of the receptacle.

The assembled unit is then vacuum-sealed and can therefore be used for leakage tests.

The flat surface on the plunger tip is aligned with the flat surface on the rear of the plunger.

Recommended screw-in torque:  
 Min.: 10 cNm / Max.: 20 cNm

## Ordering example

Series	Tip material 3 = BeCu	Tip style	Tip diameter (1/100 mm)	Plating A = Gold	Spring force (dN)	Collar height (mm)	Type
--------	--------------------------	-----------	----------------------------	---------------------	----------------------	-----------------------	------

Test probe:

G K S 7 4 7 3 2 9 2 9 8 A 1 5 0 2 M

Receptacle:

K S - 7 4 7 2 3 M    K S - 7 4 7 2 3 M - R