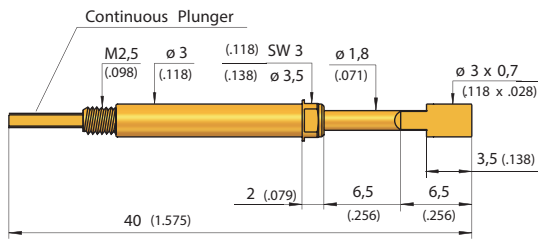


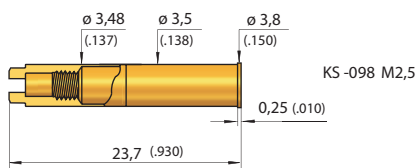
Grid:
 ≥ 5,08 mm
 ≥ 200 Mil

Installation height: 15,3 mm (.602)
Recommended stroke: 4,0 mm (.157)

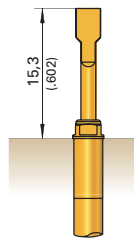
Mounting and functional dimensions



GKS-098 329 300 070 A xx02 ML



KS-098 M2,5



GKS-098 ... ML
 in KS-098 M2,5

Installation height with KS

Install. height "ML": 15,3 mm (.602)

Mechanical data

Working stroke: 4,0 mm (.157)
Maximum stroke: 5,0 mm (.197)
Spring force at work. stroke: 1,5 N (5.4oz);
 3,0 N (10.8oz)

Materials

Plunger: BeCu, gold-plated
Barrel: Brass, gold-plated
Spring: Steel, gold-plated
Receptacle: Brass, gold-plated

Electrical data

Current rating: 10 A
R_i typical: < 30 mΩ

Mounting hole size

in CEM1 and FR4: ∅ 3,48 - 3,49 mm
 (.1370 - .1374)

Operating temperature

Standard: -40° up to +80° C

Note:

Further versions available upon request.

Note:

When screwing the test probe into the receptacle, the plunger will be secured against rotation. The flat surface at the end of the plunger fits into the slot at the end of the receptacle.

The flat surface on the plunger tip is aligned with the flat surface on the rear of the plunger.

Recommended screw-in torque:
 Min.: 10 cNm / Max.: 20 cNm

Ordering example

Series	Tip material	Tip style	Tip diameter	Spade width	Plating	Spring force	Collar height	Type
GKS	3 = BeCu	098	(1/100 mm)	(1/100 mm)	A = Gold	(dN)	(mm)	
329								
300								
070								
A								
15								
02								
ML								
KS - 098 M2.5								

Test probe:

Receptacle: