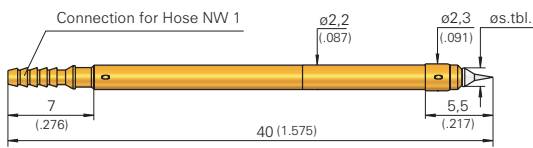


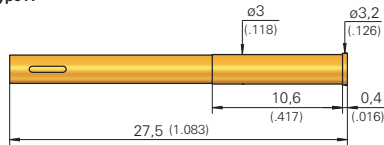
Grid:
 ≥ 2,54 mm
 ≥ 100 Mil

Installation height with KS: 5,9 mm (.232)
Recommended stroke: 6,0 mm (.236)

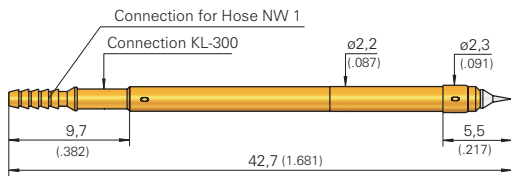
Mounting and functional dimensions



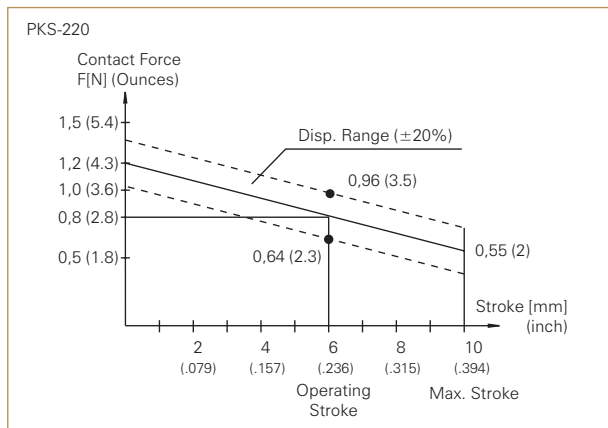
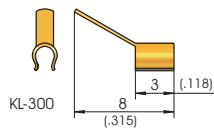
PKS-220 Type A



KS-220



PKS-220 Type B



Mechanical data

Working stroke: 6,0 mm (.236)
Maximum stroke: 10,0 mm (.394)
Cont. force at work.stroke: 0,8 N (2.9oz)
Operating medium: Compressed air (filtered, oil-free)
Operating pressure: 6 bar (86 psi)

Electrical data

Current data: 2 - 3 A
R_i typical: < 30 mΩ

Operating temperature

Standard: 0° up to +80 °C

Materials

Plunger: Steel or BeCu, rhodium- or gold-plated
Barrel: Brass, gold-plated
Restoring spring: Steel, gold-plated
Receptacle: Brass, gold-plated
O-rings: Perbunan

Mounting hole size

with receptacle: ø 2,98 - 2,99 mm (.1173 - .1177)
without receptacle: ø 2,20 mm (.0866)

Available tip styles

Material	Tip style	Plating	Further versions	
			ø	ø (inch)
2 01 **		R	ø 1,50 (.059)	
3 03		R	ø 2,00 (.079)	
2 04 *		R	ø 1,30 (.051)	
2 05 ***		A	ø 1,00 (.039)	
2 06		A	ø 2,50 (.098)	
3 06		R	ø 2,00 (.079)	
2 07		R	ø 2,00 (.079)	
2 91 ** **		N	ø 1,00 (.039)	

Collar diameter:

* = 2,00 mm (.079) ** = 1,50 mm (.059)
 *** = 1,30 mm (.051) **** = 1,20 mm (.047)

Warning:

Do not solder the cable to the crimp points of the receptacle.

Note:

The assembly in grid size 2,54 mm (100 Mil) is only possible up to a double row, and then only without use of receptacles and KL-300. The receptacle and KL-300 can be used from grid size 3,5 mm (140 Mil) upwards.

Note:

Pneumatic accessories and general instructions shown on page 174.

Ordering example

Series	Tip material	Tip style	Tip diameter (1/100 mm)	Plating	Spring force (dN)	Collar height (mm)	Type (alternative B)
2	2 = Steel	01	150	A = Gold	08	02	A
3	3 = BeCu			R = Rhodium			

Test probe:

PKS 220 2 01 150 R 08 02 A

Receptacle:

KS - 220

Clip connection with solder terminal for Series 220:

KL - 300