

GKS 761 M

Short-stroke and Charging Test Probes

Grid:

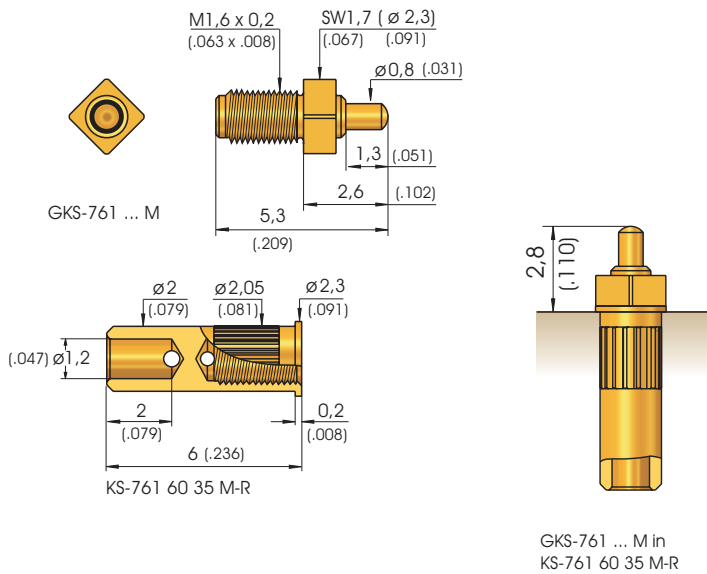
≥ 2,54 mm

≥ 100 Mil


Installation height with KS: 2,8 mm (.110)

Recommended stroke: 1,0 mm (.039)

Mounting and functional dimensions



Available tip styles

Material	Tip style	Plating	Further versions	
			∅	∅ (inch)
ω 05		∅ 0,80 (.032)	A	

Mechanical data

Working stroke: 1,0 mm (.039)

Maximum stroke: 1,2 mm (.047)

Spring force at work. stroke: 1,0 N (3.6oz)

Electrical data

Current rating: 5 A

R_i typical: < 20 mΩ

Operating temperature

Standard: -40° up to +80° C

Materials

Plunger: BeCu, gold-plated

Barrel: Brass, gold-plated

Spring: Steel, gold-plated

Receptacle: Brass, gold-plated

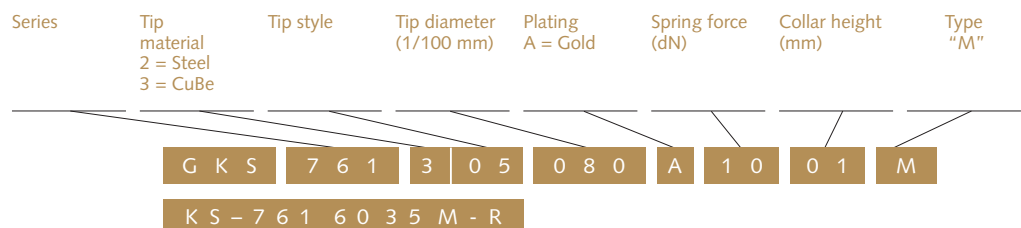
Mounting hole size

in CEM1 and FR4

with KS-761 60 35 M-R ∅ 2,00 - 2,02 mm (.0787 - .0866)

Recommended screw-in torque:
Min.: 3 cNm / Max.: 5 cNm

Ordering example



Test probe:

Receptacle: