

Grid:

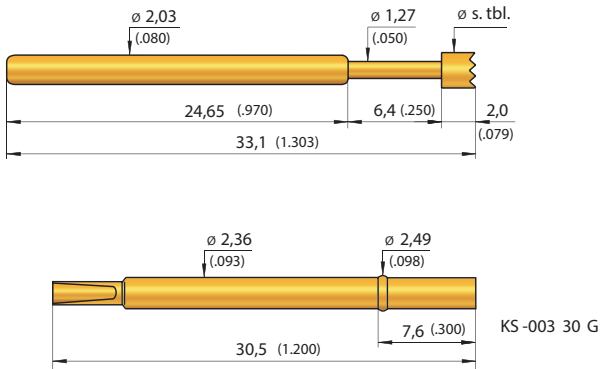
≥ 3,18 mm

≥ 125 Mil

Installation height with KS: 16 mm (.630)/variable

Recommended stroke: 4,4 mm (.173)

Mounting and functional dimensions

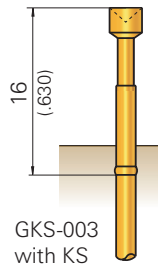


Available tip styles

Material	Tip style	Plating	Further versions	
			∅	∅ (inch)
2 01		A	∅ 1,27 (.050)	
3 02		A	∅ 1,00 (.039)	
3 02		A	∅ 1,27 (.050)	
3 03		A	∅ 2,54 (.100)	
2 04		A	∅ 2,54 (.100)	
3 05		A	∅ 1,27 (.050)	
3 05		A	∅ 1,70 (.067)	
3 05		A	∅ 2,54 (.100)	
2 06		A	∅ 2,54 (.100)	
3 07		A	∅ 2,54 (.100)	3,00 (.118)
3 08		A	∅ 2,54 (.100)	

Collar height and installation height

To adjust the installation height, receptacles with press ring (end designation "G") are used. The installation height can be adjusted by assembling the collar lower in the mounting hole.



Mechanical data

Working stroke: 4,4 mm (.173)

Maximum stroke: 6,35 mm (.250)

Spring force at work. stroke: 2,0 N (7.2oz)

Alternative 1,2 N (4.3oz); 3,0 N (10.8oz)

Materials

Plunger: BeCu or steel, gold-plated

Barrel: Nickel-silver or Bronze, gold-plated

Spring: Steel, gold-plated

Receptacle: Nickel-silver, gold-plated

Electrical data

Current rating: 5 - 8 A

R_i typical: < 20 mΩ

Mounting hole size

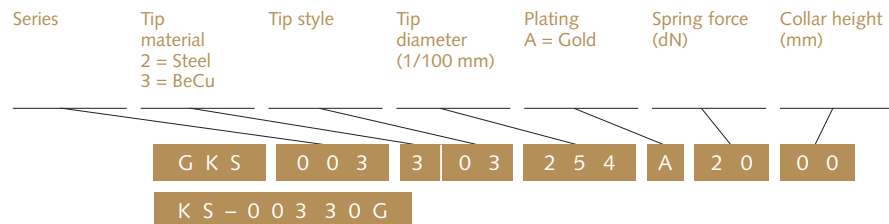
With collar or press ring as a collar-stop in CEM1 and FR4: ∅ 2,33- 2,34 mm (.0901 - .0906)

When pressing the press ring into the Mounting hole in CEM1 and FR4: ∅ 2,39 - 2,44 mm (.0941 - .0961)

Operating temperature

Standard: -40° up to +80° C

Ordering example



Test probe:

Receptacle with press ring: