

GKS 854

Universal Test Probe with High Stability

Grid:

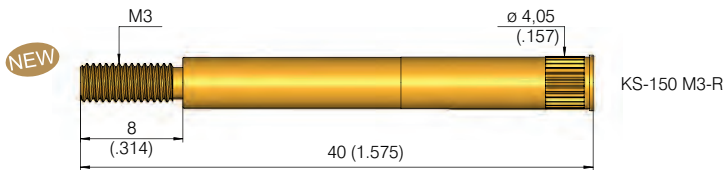
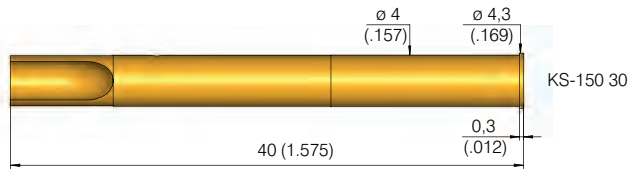
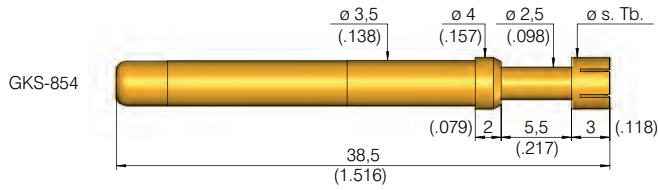
≥ 5,08 mm

≥ 200 Mil

Installation height with KS: 10,8 mm (.425)

Recommended stroke: 4,0 mm (.157)

Mounting and functional dimensions

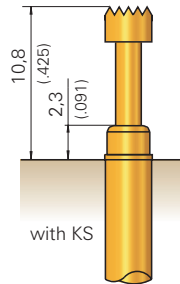


Available tip styles

Material	Tip style	Plating	Further versions	
			∅	∅ (inch)
3	06	A	∅ 4,00 (.157)	
3	19	A	∅ 4,00 (.157)	

Collar height and installation height

The installation height of the tip (measured with the receptacle) is determined by the collar height. The test probe can only be used with a receptacle.



Collar height	Installation height (with receptacle)
02	10,8 mm

Mechanical data

Working stroke: 4,4 mm (.173)
Maximum stroke: 5,5 mm (.217)
Spring forces at work. str.: 3,0 N (10.8oz)
Alternative: 5,0 N (18.1oz)

Materials

Plunger: BeCu, gold-plated
Barrel: Brass, gold-plated
Spring: Steel, gold-plated or stainless steel * (C)
Receptacle: Brass, gold-plated

Note:

Screw-in version shown on page 132.

Electrical data

Current rating: 10 - 12 A
R_i typical: < 20 mΩ (* < 100 mΩ)

Mounting hole size

for KS-150 30 in CEM1 and FR4: ∅ 3,98 - 3,99 mm (.1567 - .1571)
for KS-150 M3-R in CEM1 and FR4: ∅ 4,00 - 4,02 mm (.1570 - .1580)

Operating temperature

Standard: -40° up to +80° C
***with spec. design. "C":** -100° up to +200° C (5,0 N)

Ordering example

Series	Tip material 3 = BeCu	Tip style	Tip diameter (1/100 mm)	Plating A = Gold	Spring force (dN)	Collar height (mm)	Special designation "C"
--------	--------------------------	-----------	----------------------------	---------------------	----------------------	-----------------------	----------------------------

Test probe:

G K S 8 5 4 3 1 9 4 0 0 A 3 0 0 2

Receptacles:

K S - 1 5 0 3 0 K S - 1 5 0 M 3 - R