

HSS 624 M

Dipole Probe up to 100 A

NEW

Grid:

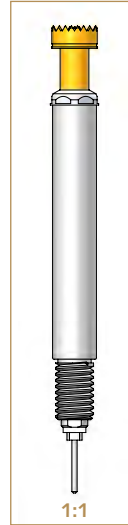
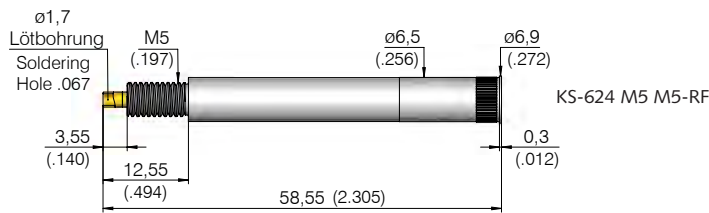
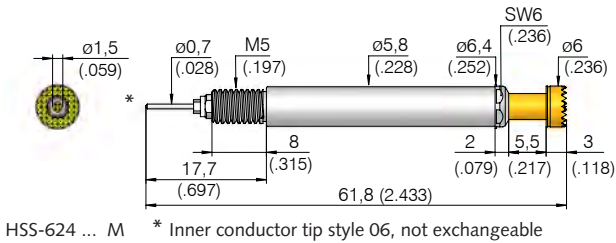
≥ 7,60 mm

≥ 300 Mil

Installation height with KS: 10,8 mm (.425)

Recommended stroke: 4,4 mm (.173)

Mounting and functional dimensions



Note:

The new screw-in dipole probe HSS-624 M is a market-driven development for simultaneously transferring high currents and carrying out a voltage measurement directly on the contact pads (4 pole measurement).

Due to the design and the small internal resistance, currents of up to 100 A can be safely and reliably transferred in small spaces. (grid size 300 Mil = 7,6 mm (.299).

Materials

Plunger:	BeCu, gold-plated
Barrel:	Brass, silver-plated
Spring:	Stainless steel
Receptacle:	Brass, silver-plated

Electrical data

Current rating (at room temp.)	
- outer conductor:	max. 100 A
- inner conductor:	max. 1 A
R _i typical outer conductor:	< 5 mΩ
R _i typical inner conductor:	< 20 mΩ

Mechanical data

Working stroke:	4,4 mm (.173)
Max. stroke:	5,5 mm (.217)
Spring-force at work. stroke:	9,0 N (32.5oz)

Operating temperature

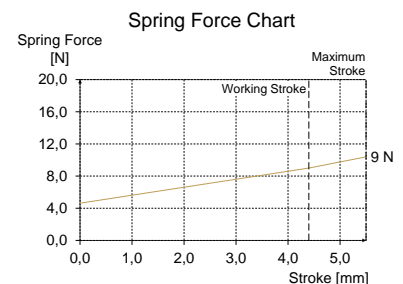
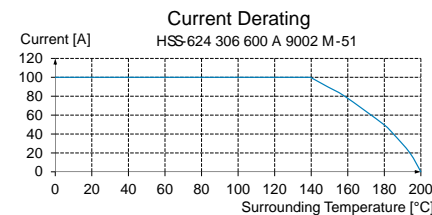
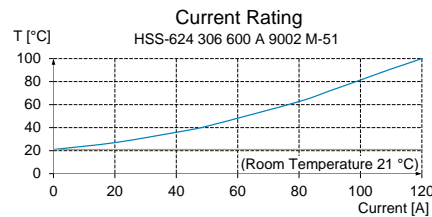
Standard: -100° up to +200° C

Mounting hole size

for KS-624 in CEM1 and FR4: ø 6,50 - 6,52 mm (.2559 - .2567)

Recommended tightening torque

HSS-624 M in KS-624: 40 cNm
Cable at KS-624: 2 Nm



Ordering example

Series	Tip material 3 = BeCu	Tip style	Tip diameter (1/100 mm)	Plating A = Gold S = Silver	Spring force (dN)	Collar height (mm)	Type
--------	--------------------------	-----------	----------------------------	-----------------------------------	----------------------	-----------------------	------

Test probe:

H S S 6 2 4 3 0 6 6 0 0 A 9 0 0 2 M - 5 1

Receptacle for HSS-624 M:

K S - 6 2 4 M 5 M 5 - R F