

HKF 617

Scratch-free Contacting
of Flat Connectors up to 40 A

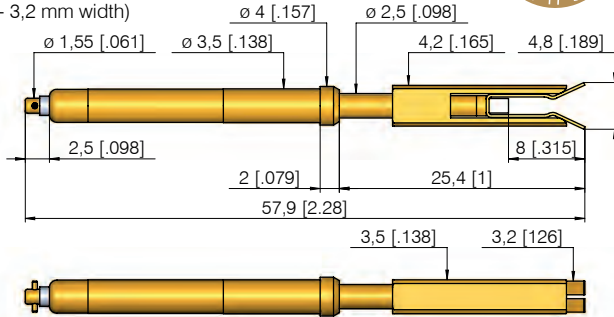
NEW

Grid:
≥ 5,50 mm
≥ 220 Mil
Installation height with KS: 27,9 mm (1.098)
Recommended stroke: 4,4 mm (.173)

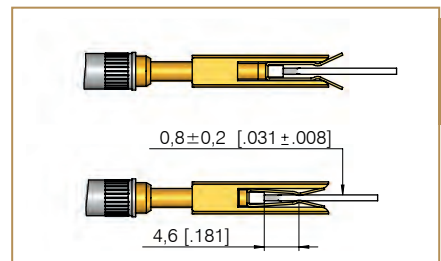
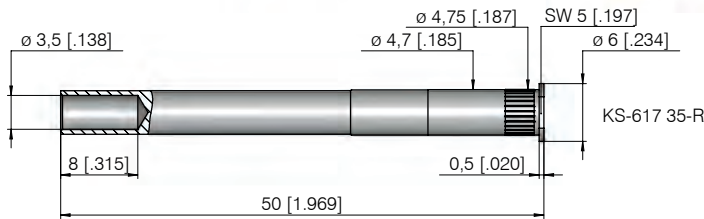
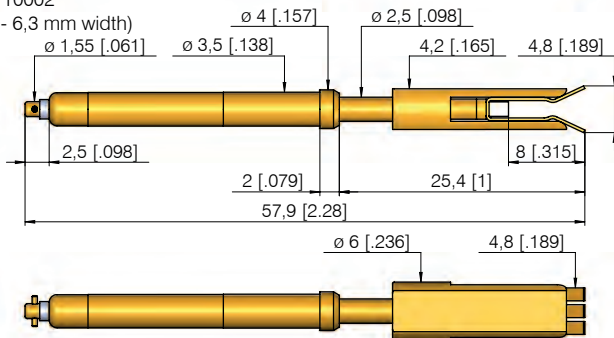
Mounting and functional dimensions



HKF-617 032 08 080 A 10002
(for flat connectors 2,8 - 3,2 mm width)



HKF-617 063 08 080 A 10002
(for flat connectors 4,8 - 6,3 mm width)



Note:

The high current clip HKF-617 enables secure contacting of flat connectors of 20 to 40 A. During the contacting process, the contact lamellae are pressed onto the flat connectors without scratching them.

Materials

Spring clip: Bronze, gold-plated
Barrel: Brass, gold-plated
Receptacle: Brass, gold-plated

Electrical data

Current rating (at room temp.):
HKF-617 032: max. 20 A
HKF-617 064: max. 40 A
R_j typical: < 5 mΩ

Flat connector to be contacted

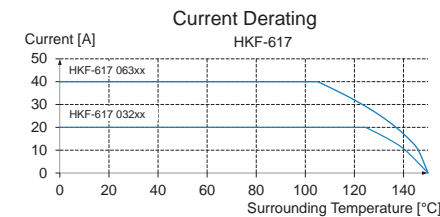
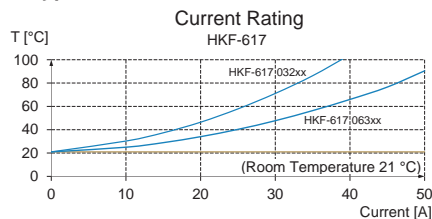
Min. length: 9,0 mm (.354)
Thickness flat connector: 0,8 ± 0,2 mm (.031 ± .008)

Operating temperature

Standard: -100° up to +150° C

Mounting hole size

for KS-617 35-R
in CEM1 and FR4: ∅ 4,68 - 4,72 mm (.1840 - .1860)



Mechanical data

Min. immersion depth: 8,0 mm (.315)
Working stroke: 4,4 mm (.173)
Max. stroke: 5,5 mm (.217)
Spring-force at work. stroke: 10 N (35.97oz)

Ordering example

Series	Width (1/10 mm)	Thickness flat connector (1/10 mm)	Immersion depth (1/10 mm)	Plating A = Gold	Spring force (dN)	Collar height (mm)
High current clamp (width 2,8 - 3,2 mm):	H K F	6 1 7	0 3 2	0 8	0 8 0	A 1 0 0 0 2
High current clamp (width 4,8 - 6,3 mm):	H K F	6 1 7	0 6 3	0 8	0 8 0	A 1 0 0 0 2
Receptacle:	K S - 6 1 7 3 5 - R					