

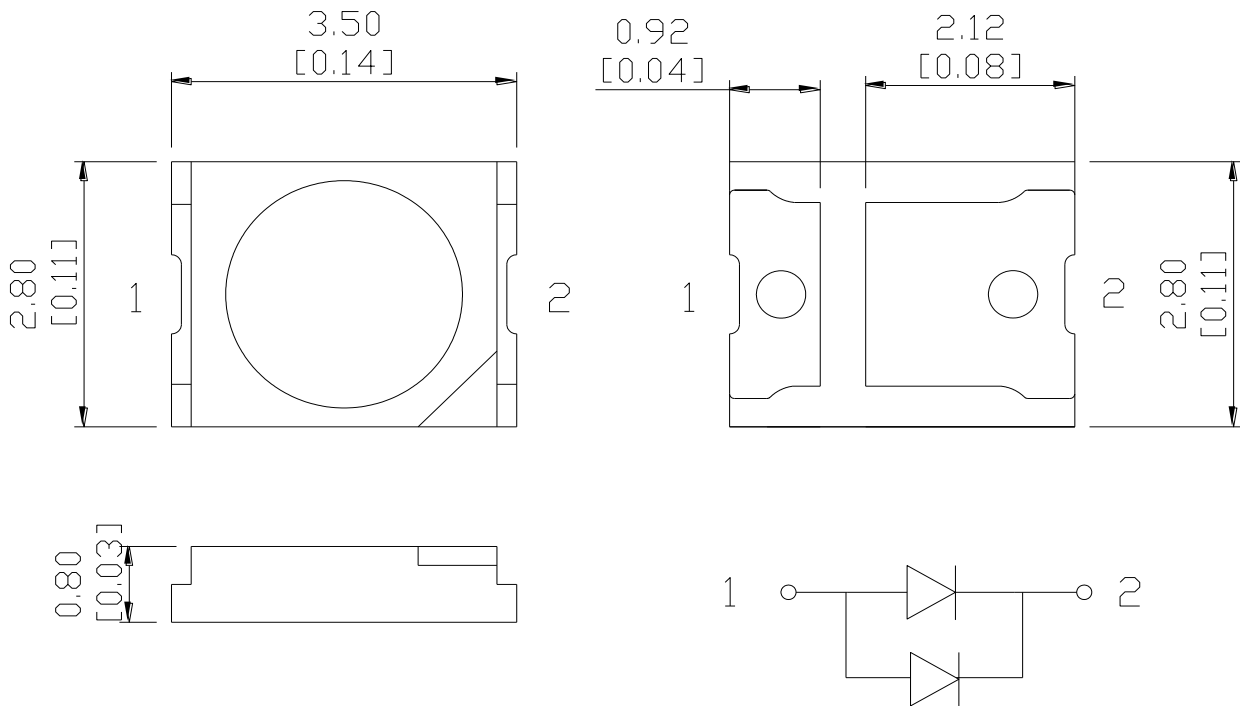
RF-PW32-HB SERIES


Description

- ◆ Viewing angle:120 deg
- ◆ The materials of the LED dice is GaN
- ◆ 3.50mm×2.80mm×0.80mm
- ◆ RoHS compliant lead-free soldering compatible

Package

Outline





ATTENTION
OBSERVE PRECAUTIONS
FOR HANDLING
ELECTROSTATIC
SENSITIVE DEVICES

NOTES:

1. All dimensions are in millimeters (inches);
2. Tolerances are $\pm 0.3\text{mm}$ (0.012inch) unless otherwise noted.

Absolute maximum ratings at Ta=25°C

Parameter	Symbol	Value	Unit
Forward DC current	If	650	mA
Reverse DC voltage	Vr	5	V
Operating temperature range	Top	0 ~+80	°C
Storage temperature range	Tstg	-35 ~+85	°C
Peak pulsing current	Ifp	700	mA
Thermal Resistance	Rthj-a	15	°C/W

Electro-optical characteristics at Ta=25°C

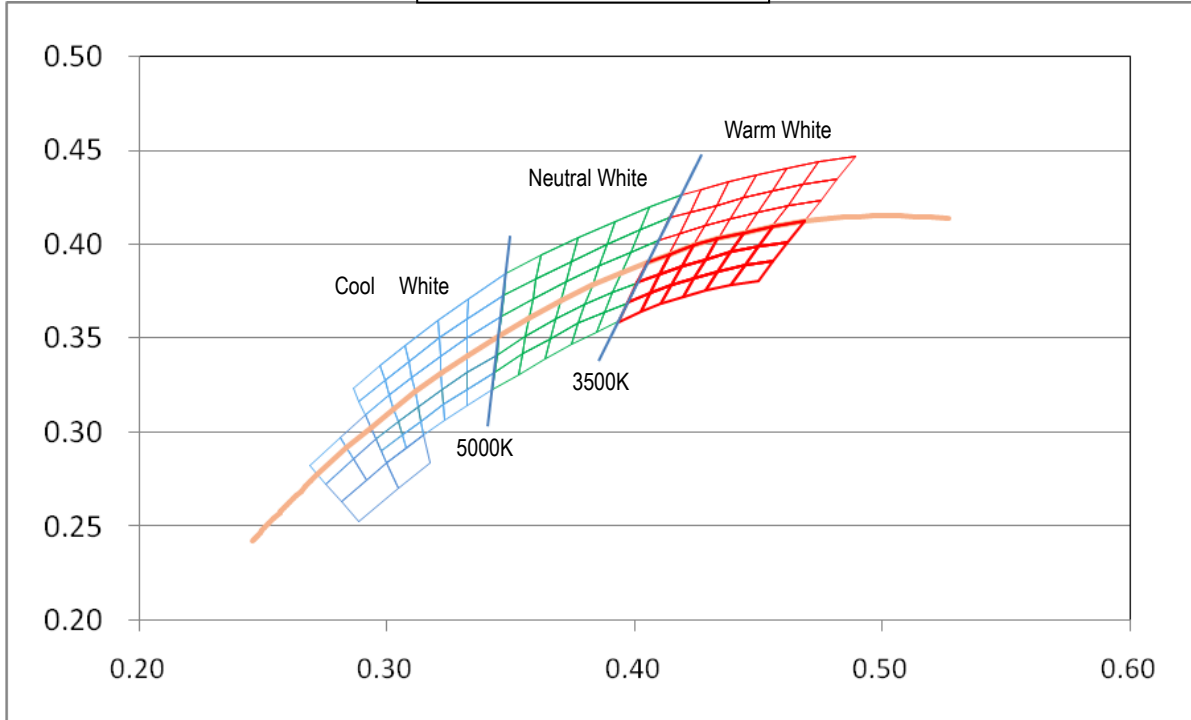
Parameter	Test Condition	Symbol	Value			Unit
			Min.	Typ.	Max.	
Forward voltage	If=600 mA	Vf	3.2	--	4.0	V
Luminous flux	If=600 mA	Φ	140	--	180	lm
Viewing angle at 50% Iv	If=600 mA	2θ 1/2	--	120	--	Deg
Reverse current	Vr=5V	Ir	--	--	10	μA

NOTE: (Tolerance: Φ ±10% , X/Y ±0.01 , Vf ±0.1V)

IFP Conditions : Pulse Width ≦ 10msec. and Duty ≦ 1/10.

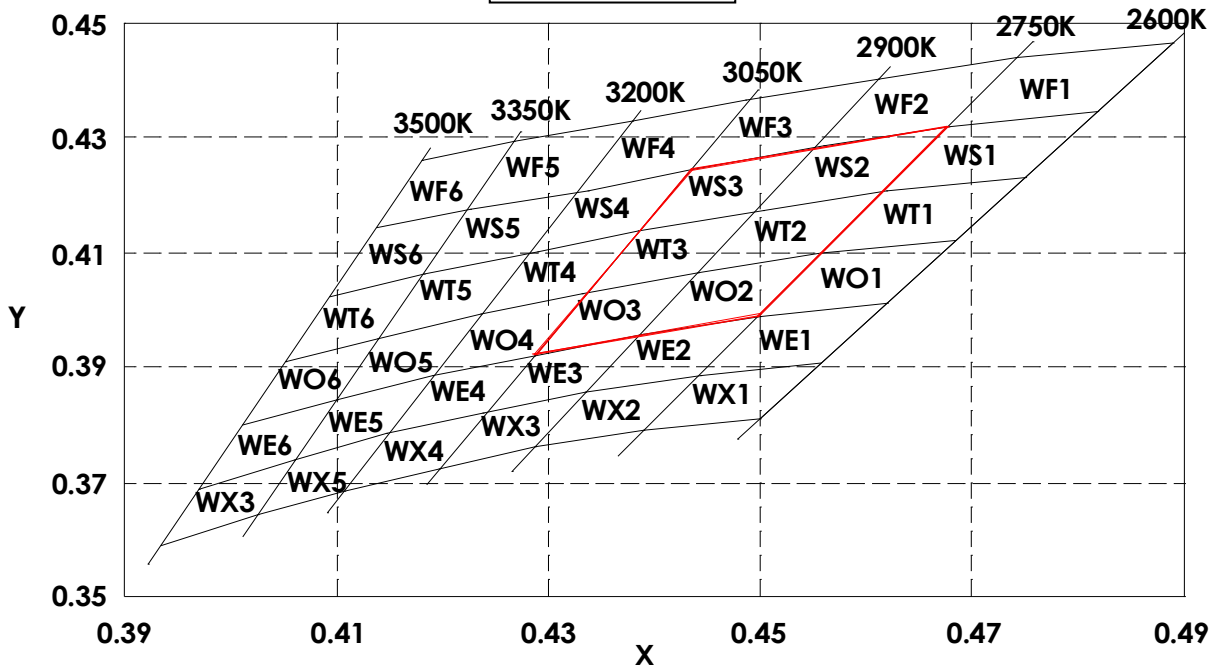
Bin Information

PW Series Bin Information

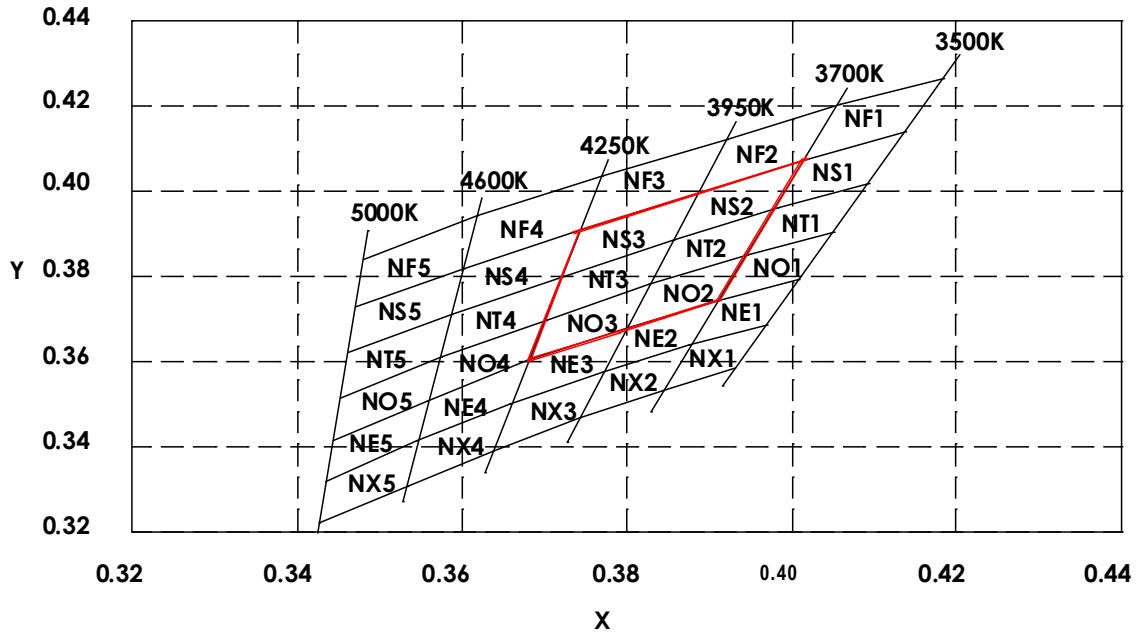


Detail Information

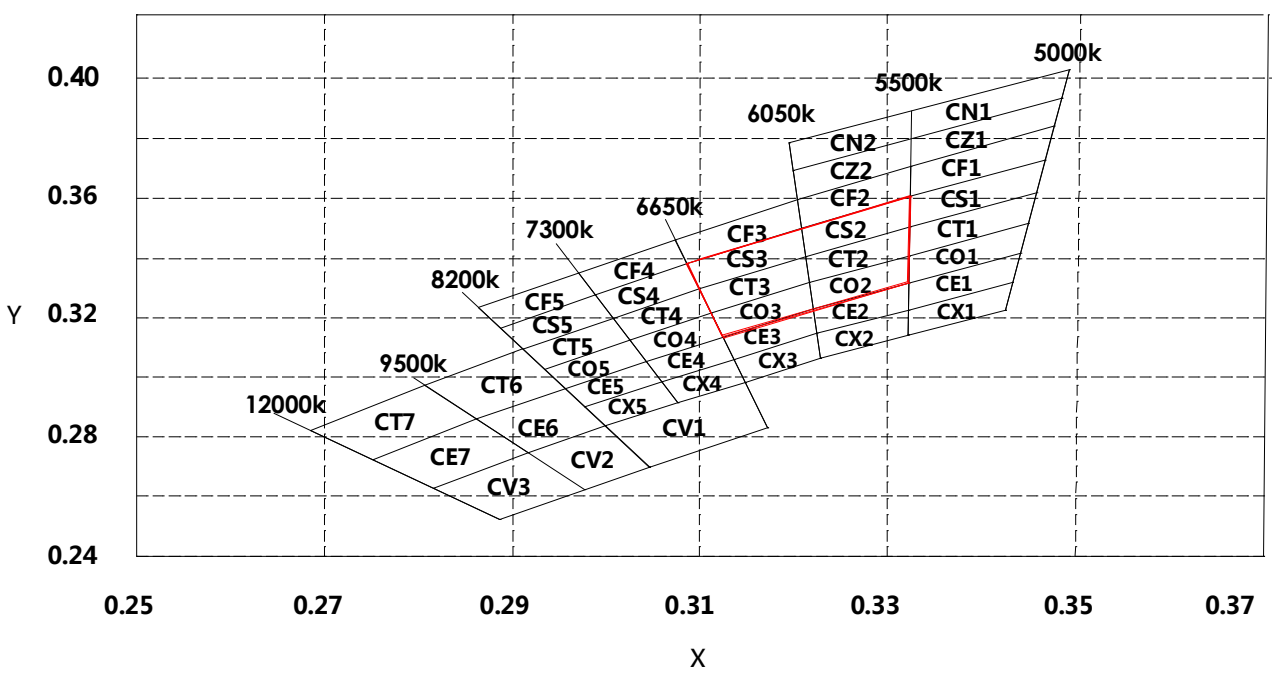
IM BIN Structure



WN BIN Structure



WM BIN Structure



Note:  is high bin

Bin data:

BIN CODE	CIE-X1	CIE-Y1	CIE-X2	CIE-Y2	CIE-X3	CIE-Y3	CIE-X4	CIE-Y4
WF1	0.4889	0.4466	0.4742	0.4436	0.4677	0.4319	0.4817	0.4347
WF2	0.4742	0.4436	0.4613	0.4400	0.4553	0.4284	0.4677	0.4319
WF3	0.4613	0.4400	0.4489	0.4367	0.4435	0.4246	0.4553	0.4284
WF4	0.4489	0.4367	0.4380	0.4330	0.4330	0.4206	0.4435	0.4246
WF5	0.4380	0.4330	0.4267	0.4293	0.4223	0.4171	0.4330	0.4206
WF6	0.4267	0.4293	0.4184	0.4261	0.4137	0.4138	0.4223	0.4171
WS1	0.4817	0.4347	0.4677	0.4319	0.4615	0.4205	0.4749	0.4232
WS2	0.4677	0.4319	0.4553	0.4284	0.4496	0.4171	0.4615	0.4205
WS3	0.4553	0.4284	0.4435	0.4246	0.4383	0.4136	0.4496	0.4171
WS4	0.4435	0.4246	0.4330	0.4206	0.4282	0.4097	0.4383	0.4136
WS5	0.4330	0.4206	0.4223	0.4171	0.4180	0.4059	0.4282	0.4097
WS6	0.4223	0.4171	0.4137	0.4138	0.4093	0.4020	0.4180	0.4059
WT1	0.4749	0.4232	0.4615	0.4205	0.4556	0.4095	0.4682	0.4120
WT2	0.4615	0.4205	0.4496	0.4171	0.4440	0.4063	0.4556	0.4095
WT3	0.4496	0.4171	0.4383	0.4136	0.4334	0.4030	0.4440	0.4063
WT4	0.4383	0.4136	0.4282	0.4097	0.4235	0.3993	0.4334	0.4030
WT5	0.4282	0.4097	0.4180	0.4059	0.4139	0.3950	0.4235	0.3993
WT6	0.4180	0.4059	0.4093	0.4020	0.4051	0.3906	0.4139	0.3950
WO1	0.4682	0.4120	0.4556	0.4095	0.4498	0.3989	0.4618	0.4013
WO2	0.4556	0.4095	0.4440	0.4063	0.4387	0.3958	0.4498	0.3989
WO3	0.4440	0.4063	0.4334	0.4030	0.4285	0.3921	0.4387	0.3958
WO4	0.4334	0.4030	0.4235	0.3993	0.4190	0.3886	0.4285	0.3921
WO5	0.4235	0.3993	0.4139	0.3950	0.4099	0.3843	0.4190	0.3886
WO6	0.4139	0.3950	0.4051	0.3906	0.4009	0.3796	0.4099	0.3843
WE1	0.4618	0.4013	0.4498	0.3989	0.4442	0.3886	0.4555	0.3909
WE2	0.4498	0.3989	0.4387	0.3958	0.4335	0.3857	0.4442	0.3886
WE3	0.4387	0.3958	0.4285	0.3921	0.4238	0.3822	0.4335	0.3857
WE4	0.4285	0.3921	0.4190	0.3886	0.4146	0.3785	0.4238	0.3822
WE5	0.4190	0.3886	0.4099	0.3843	0.4060	0.3739	0.4146	0.3785
WE6	0.4099	0.3843	0.4009	0.3796	0.3970	0.3689	0.4060	0.3739
WX1	0.4555	0.3909	0.4442	0.3886	0.4388	0.3787	0.4495	0.3808



WX2	0.4335	0.3857	0.4285	0.3758	0.4388	0.3787	0.4442	0.3886
WX3	0.4335	0.3857	0.4238	0.3822	0.4193	0.3721	0.4285	0.3758
WX4	0.4238	0.3822	0.4146	0.3785	0.4103	0.3682	0.4193	0.3721
WX5	0.4146	0.3785	0.4060	0.3739	0.4023	0.3642	0.4103	0.3682
WX6	0.4060	0.3739	0.3970	0.3689	0.3931	0.3587	0.4023	0.3642
NF1	0.4184	0.4261	0.4058	0.4200	0.4019	0.4074	0.4137	0.4138
NF2	0.4058	0.4200	0.3920	0.4121	0.3888	0.3996	0.4019	0.4074
NF3	0.3920	0.4121	0.3770	0.4035	0.3745	0.3909	0.3888	0.3996
NF4	0.3770	0.4035	0.3618	0.3945	0.3601	0.3818	0.3745	0.3909
NF5	0.3618	0.3945	0.3479	0.3841	0.3469	0.3728	0.3601	0.3818
NS1	0.4137	0.4138	0.4019	0.4074	0.3981	0.3960	0.4093	0.4020
NS2	0.4019	0.4074	0.3888	0.3996	0.3857	0.3887	0.3981	0.3960
NS3	0.3888	0.3996	0.3745	0.3909	0.3722	0.3799	0.3857	0.3887
NS4	0.3745	0.3909	0.3601	0.3818	0.3586	0.3710	0.3722	0.3799
NS5	0.3601	0.3818	0.3469	0.3728	0.3460	0.3620	0.3586	0.3710
NT1	0.4093	0.4020	0.3981	0.3960	0.3944	0.3850	0.4051	0.3906
NT2	0.3981	0.3960	0.3857	0.3887	0.3826	0.3781	0.3944	0.3850
NT3	0.3857	0.3887	0.3722	0.3799	0.3699	0.3699	0.3826	0.3781
NT4	0.3722	0.3799	0.3586	0.3710	0.3572	0.3609	0.3699	0.3699
NT5	0.3586	0.3710	0.3460	0.3620	0.3450	0.3516	0.3572	0.3609
NO1	0.4051	0.3906	0.3944	0.3850	0.3909	0.3743	0.4009	0.3796
NO2	0.3944	0.3850	0.3826	0.3781	0.3797	0.3679	0.3909	0.3743
NO3	0.3826	0.3781	0.3699	0.3699	0.3677	0.3603	0.3797	0.3679
NO4	0.3699	0.3699	0.3572	0.3609	0.3558	0.3510	0.3677	0.3603
NO5	0.3572	0.3609	0.3450	0.3516	0.3442	0.3415	0.3558	0.3510
NE1	0.4009	0.3796	0.3909	0.3743	0.3875	0.3641	0.3970	0.3689
NE2	0.3909	0.3743	0.3797	0.3679	0.3769	0.3579	0.3875	0.3641
NE3	0.3797	0.3679	0.3677	0.3603	0.3656	0.3500	0.3769	0.3579
NE4	0.3677	0.3603	0.3558	0.3510	0.3544	0.3416	0.3656	0.3500
NE5	0.3558	0.3510	0.3442	0.3415	0.3433	0.3318	0.3544	0.3416
NX1	0.3970	0.3689	0.3875	0.3641	0.3843	0.3531	0.3931	0.3587
NX2	0.3875	0.3641	0.3769	0.3579	0.3742	0.3468	0.3843	0.3531
NX3	0.3769	0.3579	0.3656	0.3500	0.3636	0.3388	0.3742	0.3468
NX4	0.3656	0.3500	0.3544	0.3416	0.3531	0.3308	0.3636	0.3388



NX5	0.3544	0.3416	0.3433	0.3318	0.3425	0.3225	0.3531	0.3308
CZ1	0.3491	0.3978	0.3326	0.3831	0.3325	0.3706	0.3479	0.3841
CN1	0.3502	0.4106	0.3326	0.3947	0.3326	0.3831	0.3491	0.3978
CZ2	0.3326	0.3831	0.3325	0.3706	0.3204	0.3597	0.3198	0.3714
CN2	0.3326	0.3947	0.3326	0.3831	0.3198	0.3714	0.3193	0.3823
CF1	0.3479	0.3841	0.3325	0.3706	0.3324	0.3604	0.3469	0.3728
CF2	0.3325	0.3706	0.3204	0.3597	0.3208	0.3501	0.3324	0.3604
CF3	0.3204	0.3597	0.3073	0.3463	0.3087	0.3377	0.3208	0.3501
CF4	0.3073	0.3463	0.2970	0.3354	0.2989	0.3276	0.3087	0.3377
CF5	0.2970	0.3354	0.2862	0.3235	0.2887	0.3165	0.2989	0.3276
CS1	0.3469	0.3728	0.3324	0.3604	0.3324	0.3505	0.3460	0.3620
CS2	0.3324	0.3604	0.3208	0.3501	0.3213	0.3408	0.3324	0.3505
CS3	0.3208	0.3501	0.3087	0.3377	0.3100	0.3294	0.3213	0.3408
CS4	0.3087	0.3377	0.2989	0.3276	0.3008	0.3200	0.3100	0.3294
CS5	0.2989	0.3276	0.2887	0.3165	0.2910	0.3096	0.3008	0.3200
CT1	0.3460	0.3620	0.3324	0.3505	0.3323	0.3409	0.3450	0.3516
CT2	0.3324	0.3505	0.3213	0.3408	0.3217	0.3318	0.3323	0.3409
CT3	0.3213	0.3408	0.3100	0.3294	0.3112	0.3214	0.3217	0.3318
CT4	0.3100	0.3294	0.3008	0.3200	0.3025	0.3126	0.3112	0.3214
CT5	0.3008	0.3200	0.2910	0.3096	0.2933	0.3029	0.3025	0.3126
CO1	0.3450	0.3516	0.3323	0.3409	0.3322	0.3317	0.3442	0.3415
CO2	0.3323	0.3409	0.3217	0.3318	0.3221	0.3231	0.3322	0.3317
CO3	0.3217	0.3318	0.3112	0.3214	0.3124	0.3136	0.3221	0.3231
CO4	0.3112	0.3214	0.3025	0.3126	0.3043	0.3054	0.3124	0.3136
CO5	0.3025	0.3126	0.2933	0.3029	0.2955	0.2965	0.3043	0.3054
CE1	0.3442	0.3415	0.3322	0.3317	0.3322	0.3228	0.3433	0.3318
CE2	0.3322	0.3317	0.3221	0.3231	0.3225	0.3147	0.3322	0.3228
CE3	0.3221	0.3231	0.3124	0.3136	0.3136	0.3061	0.3225	0.3147
CE4	0.3124	0.3136	0.3043	0.3054	0.3059	0.2985	0.3136	0.3061
CE5	0.3043	0.3054	0.2955	0.2965	0.2977	0.2901	0.3059	0.2985
CX1	0.3433	0.3318	0.3322	0.3228	0.3321	0.3141	0.3425	0.3225
CX2	0.3322	0.3228	0.3225	0.3147	0.3229	0.3066	0.3321	0.3141
CX3	0.3225	0.3147	0.3136	0.3061	0.3148	0.2987	0.3229	0.3066
CX4	0.3136	0.3061	0.3059	0.2985	0.3076	0.2917	0.3148	0.2987

CX5	0.3059	0.2985	0.2977	0.2901	0.2998	0.2840	0.3076	0.2917
CV1	0.3148	0.2987	0.2998	0.2840	0.3045	0.2705	0.3172	0.2835
CV2	0.2998	0.2840	0.2814	0.2632	0.2886	0.2528	0.3045	0.2705
CT6	0.2910	0.3096	0.2807	0.2976	0.2863	0.2860	0.2955	0.2965
CT7	0.2807	0.2976	0.2685	0.2826	0.2751	0.2726	0.2863	0.2860
CE6	0.2955	0.2965	0.2863	0.2860	0.2916	0.2749	0.2998	0.2840
CE7	0.2863	0.2860	0.2751	0.2726	0.2814	0.2632	0.2916	0.2749
CX1	0.3433	0.3318	0.3322	0.3228	0.3321	0.3141	0.3425	0.3225
CX2	0.3322	0.3228	0.3225	0.3147	0.3229	0.3066	0.3321	0.3141
CX3	0.3225	0.3147	0.3136	0.3061	0.3148	0.2987	0.3229	0.3066
CX4	0.3136	0.3061	0.3059	0.2985	0.3076	0.2917	0.3148	0.2987
CX5	0.3059	0.2985	0.2977	0.2901	0.2998	0.2840	0.3076	0.2917
CV1	0.3148	0.2987	0.2998	0.2840	0.3045	0.2705	0.3172	0.2835
CV2	0.2998	0.2840	0.2814	0.2632	0.2886	0.2528	0.3045	0.2705
CT6	0.2910	0.3096	0.2807	0.2976	0.2863	0.2860	0.2955	0.2965
CT7	0.2807	0.2976	0.2685	0.2826	0.2751	0.2726	0.2863	0.2860
CE6	0.2955	0.2965	0.2863	0.2860	0.2916	0.2749	0.2998	0.2840
CE7	0.2863	0.2860	0.2751	0.2726	0.2814	0.2632	0.2916	0.2749

Lumilous flux(LM) BIN:

BIN CODE	MIN	MAX
Q09	140	150
Q10	150	160
Q11	160	170
Q12	170	180

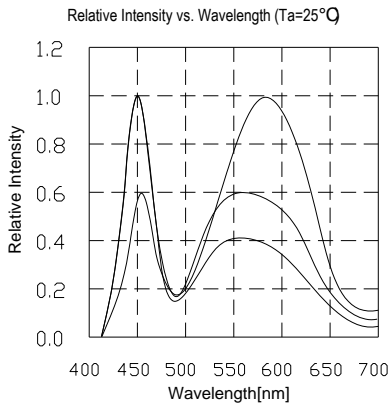
VF BIN:

BIN CODE	MIN	MAX
V08	3.0	3.2
V09	3.2	3.4
V10	3.4	3.6
V11	3.6	3.8
V12	3.8	4.0

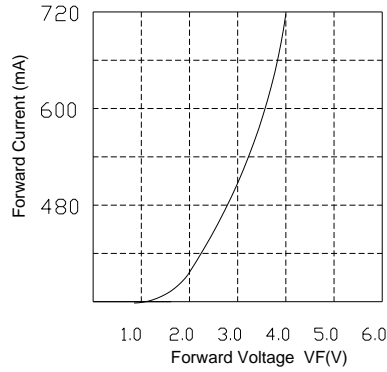


Optical characteristics curves

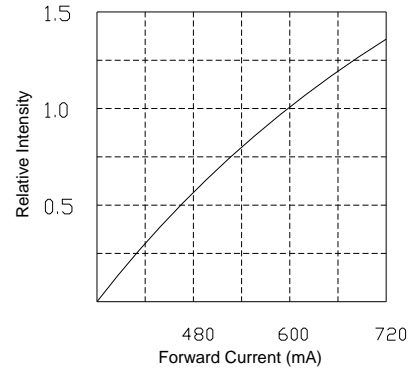
Spectral Distribution



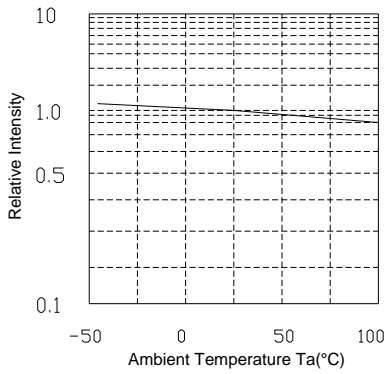
Forward Current vs. Forward Voltage (Ta=25°C)



Relative Intensity vs. Forward Current (Ta=25°C)

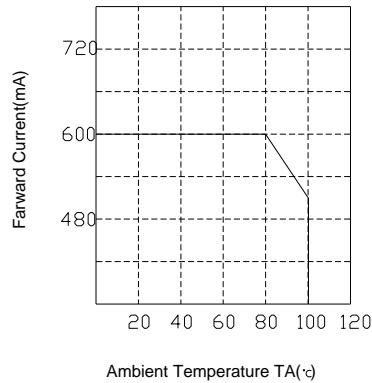


Relative Intensity vs. Ambient Temperature



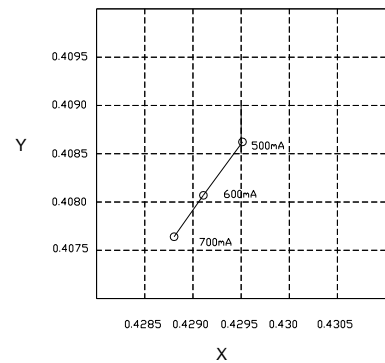
Derating

Maximum Forward Current vs. Ambient Temperature



3000K

Forward Current vs. Chromaticity (Ta=25°C)



6000K
Forward Current vs. Chromaticity (Ta=25°C)

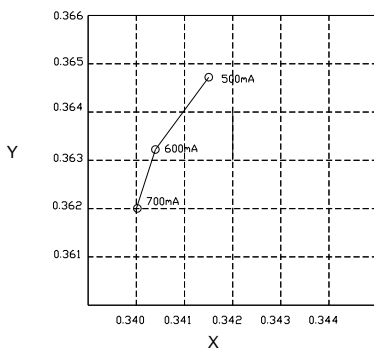
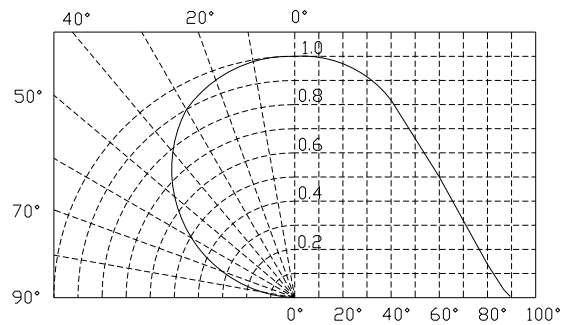


Diagram characteristics of radiation



Reflow profile

■ Soldering condition

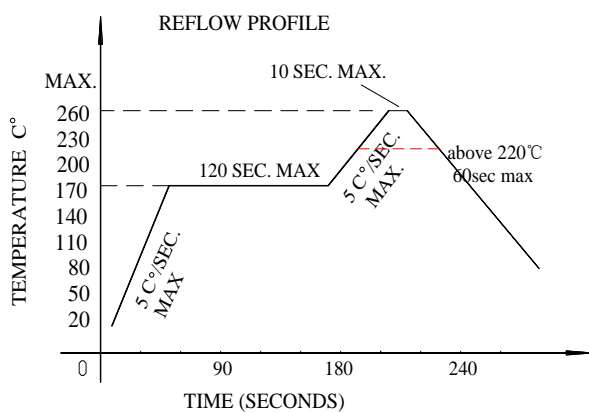
- Recommended soldering conditions

Reflow Soldering		Hand Soldering	
Pre-heat	160~180°C	Temperature	300°C Max.
Pre-heat time	120 seconds Max.	Soldering time	3 second Max. (one time only)
Peak temperature	260°C Max.		
Soldering time	10 seconds Max.		
Condition	Refer to Temperature-profile		

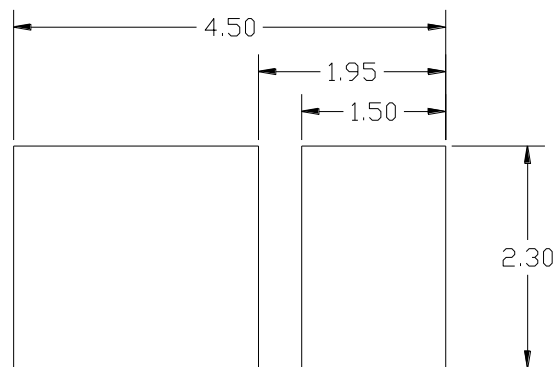
- After reflow soldering rapid cooling should be avoided

■ Temperature-profile (Surface of circuit board)

Use the following conditions shown in the figure.



RECOMMEND PAD DESIGN (Units: mm)



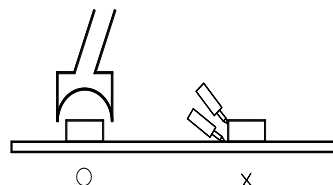
1. Reflow soldering should not be done more than two times
2. When soldering ,do not put stress on the LEDs during heating

■ Soldering iron

1. When hand soldering, keep the temperature of the iron under 300°C, and at that temperature keep the time under 3 sec.
2. The hand soldering should be done only a time
3. The basic spec is ≤ 5 sec. when the temperature of 260°C, do not contact the resin when hand soldering

■ Rework

1. Customer must finish rework within 5 sec under 260°C
2. The head of iron can not touch the resin
3. Twin-head type is preferred.



■ CAUTIONS


The encapsulated material of the LEDs is silicone . Therefore the LEDs have a soft surface on the top of package. The pressure to the top surface will be influence to the reliability of the LEDs. Precautions should be taken to avoid the strong pressure on the encapsulated part. So when using the picking up nozzle, the pressure on the silicone resin should be proper



Reliability

(1) TEST ITEMS AND RESULTS

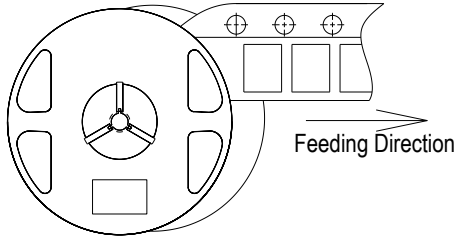
Type	Test Item	Ref. Standard	Test Conditions	Note	Number of Damaged
Environmental Sequence	Resistance to Soldering Heat(Reflow Soldering)	JESD22-B106	Tsld=260°C,10sec	3 times	0/22
	Temperature Cycle	JESD22-A104	-40°C 30min ↑↓5min 100°C 30min	500 cycle	0/22
	Thermal Shock	JESD22-A106	-40°C 15min ↑↓ 100°C 15min	500 cycle	0/22
	High Temperature Storage	JESD22-A103	T _a =100°C	1000 hrs	0/22
	Low Temperature Storage	JESD22-A119	T _a =-40°C	1000 hrs	0/22
	Power temperature cycling	JESD22-A105	On 5min -40°C>15min ↑↓ ↑↓<15min Off5min 100°C>15min	100 cycle	0/22
Operation Sequence	Life Test	JESD22-A108	T _a =25°C I _F =600mA	1000 hrs	0/22
	High Humidity Heat Life Test	JESD22-A101	60°C RH=90% I _F =600mA	1000 hrs	0/22



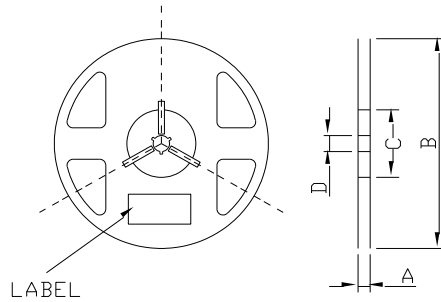
REFOND

Packaging Specifications

● Feeding Direction

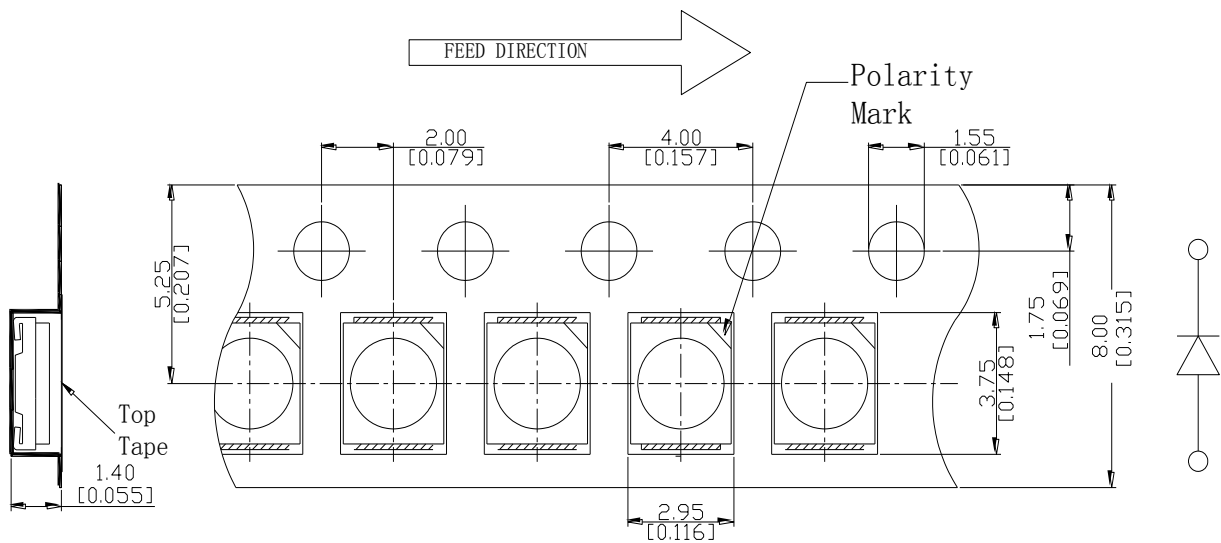


● Dimensions of Reel (Unit: mm)

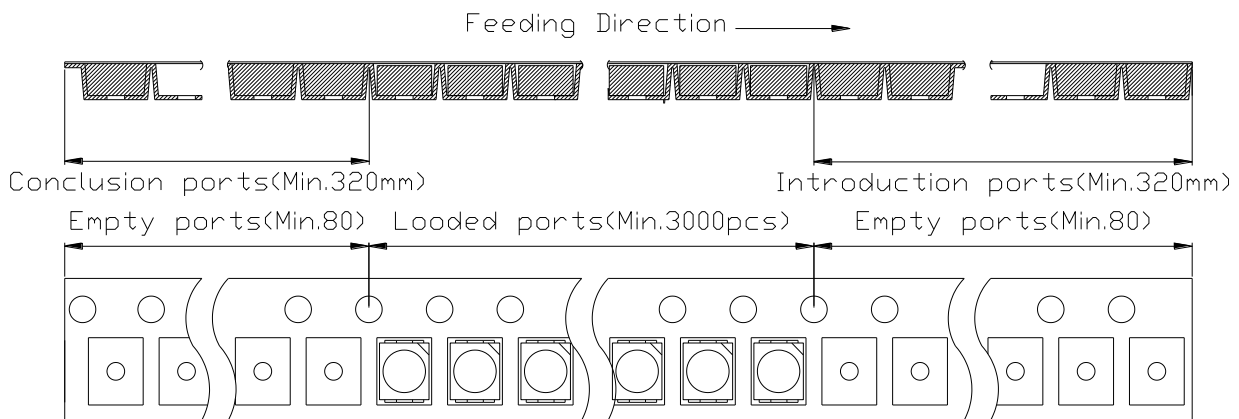


A	8.0±0.1mm
B	178±1mm
C	60±1mm
D	13.0±0.5mm

● Dimensions of Tape (Unit: mm)



● Arrangement of Tape



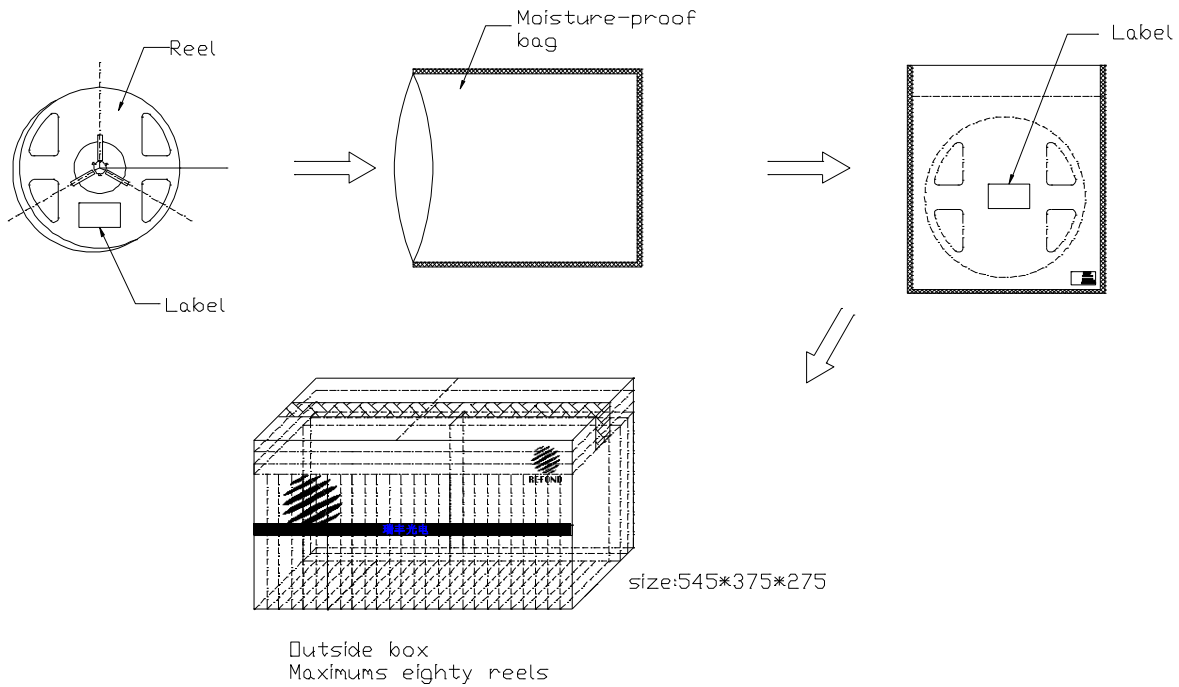
NOTES

1. Empty component pockets are sealed with top cover tape;
2. The maximum number of missing lamps is two;
3. The cathode is oriented towards the tape sprocket hole in accordance with ANSI/EIA RS-481 specifications.
4. 3,000 pcs/ Reel.



REFOND

Packaging specifications



■ Label

PART NO:

LOT NO:

BIN CODE:

IV: VF: X/Y: QTY: PCS
DATE:

CAUTIONS

Package specifications

Reeled products (numbers of products are 3,000pcs) packed in a seal off moisture-proof bag along with a desiccant one by one, Eighty moisture-proof bag of maximums are put the outside box (size: about 545mm x about 375mm x about 275mm) Together with buffer material, and it is packed. (Pare No., Lot No., quantity should appear on the label on the moisture-proof bag, part No. And quantity should appear on the label on the cardboard box.) The number of the loading steps of outside box (cardboard box) has two steps.

Storage conditions

Before opening the package:

The LEDs should be kept at 30°C or less and 70%RH or less. The LEDs should be used within a year. When storing the LEDs, moisture proof packaging with absorbent material (silica gel) is recommended.

After opening the package:

The LEDs should be kept at 30°C or less and 50%RH or less. If unused LEDs remain, they should be stored in moisture proof packages, such as sealed containers with packages of moisture absorbent material (silica gel). It is also recommended to return the LEDs to the original moisture proof bag and to reseal the moisture proof bag again.