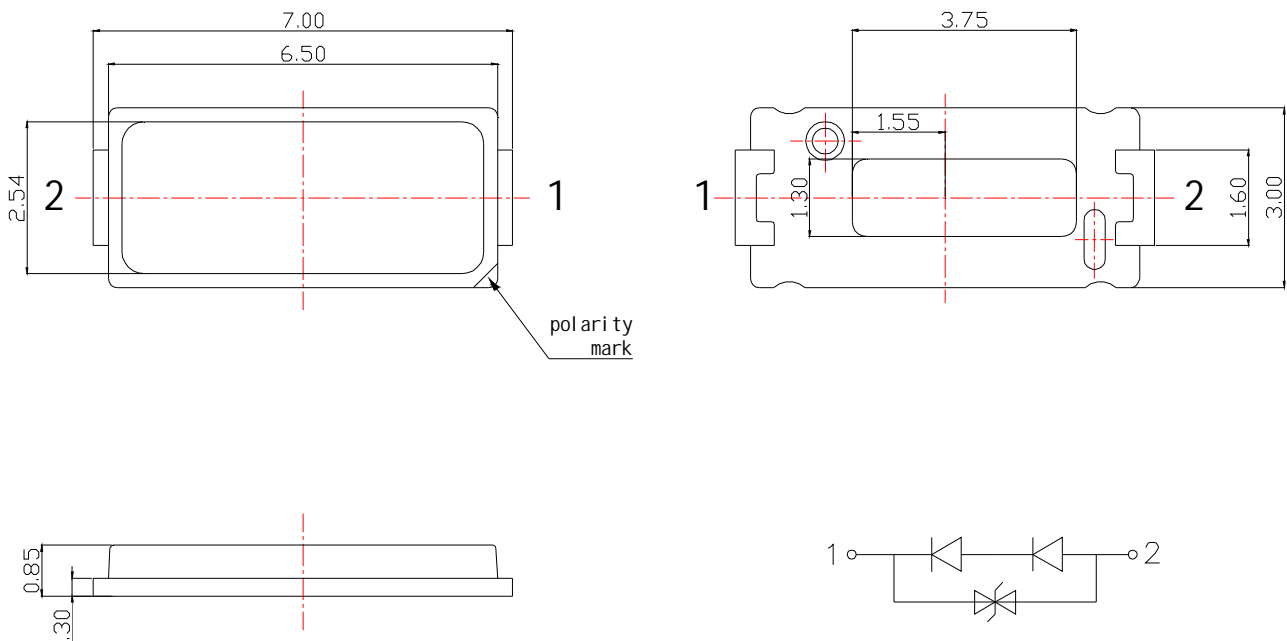


# RF-WNRA73DS-FF-Z

## Feature

- ◆ Viewing angle:120 deg
- ◆ The materials of the LED dice is InGaN.
- ◆ 7.00mm×3.00mm×0.85mm
- ◆ Pb-free
- ◆ ESD protection
- ◆ The product itself will remain within RoHS compliant version

## Package Outline





**ATTENTION**  
OBSERVE PRECAUTIONS  
FOR HANDLING  
ELECTROSTATIC  
SENSITIVE DEVICES

## NOTES:

1. All dimensions are in millimeters (inches);
2. Tolerances are  $\pm 0.2\text{mm}$  (0.008inch) unless otherwise noted.

### Absolute maximum ratings

Ta=25°C

Parameter	Symbol	Value	Unit
Forward current	If	100	mA
Reverse voltage	Vr	5	V
Operating temperature range	Top	-20 ~+85	°C
Storage temperature range	Tstg	-35 ~+85	°C
Pulse Forward Current	Ifp	1000	mA
Electrostatic Discharge	ESD	6000(HBM)	V

### Electro-optical characteristics


Ta=25°C

Parameter	Test Condition	Symbol	Value			Unit
			Min.	Typ.	Max.	
Forward voltage	If=93 mA	Vf	5.8	--	7.0	V
Luminous flux	If=93 mA	Φ	50	--	70	lm
Viewing angle at 50% Iv	If=93 mA	2θ 1/2	--	120	--	Deg
Reverse current	Vr=5V	Ir	--	--	10	μA

NOTE: (Tolerance: Φ±10%, Vf ±0.1V, X/Y ±0.01)

IFP Conditions: Pulse Width ≦ 10msec. and Duty ≦ 1/10.

### Chromaticity Bin



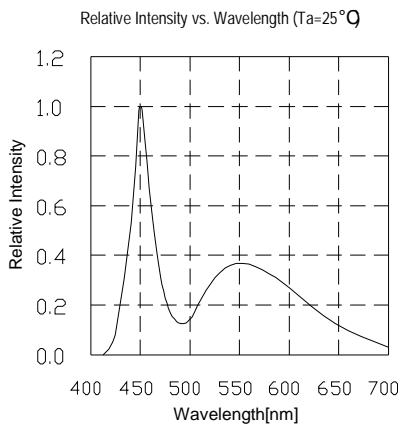


## Bin data:

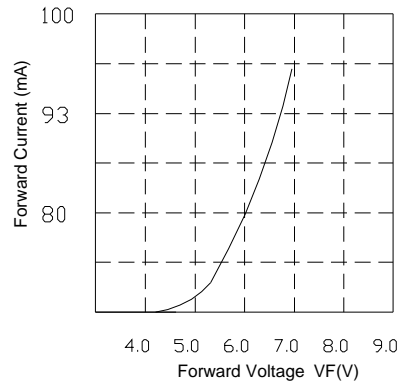
BIN CODE	CIE-X1	CIE-Y1	CIE-X2	CIE-Y2	CIE-X3	CIE-Y3	CIE-X4	CIE-Y4
H00	0.3058	0.2947	0.2992	0.2983	0.3037	0.3073	0.3103	0.3037
H01	0.3013	0.2857	0.2947	0.2893	0.2992	0.2983	0.3058	0.2947
H02	0.2968	0.2767	0.2902	0.2803	0.2947	0.2893	0.3013	0.2857
H03	0.2923	0.2677	0.2857	0.2713	0.2902	0.2803	0.2968	0.2767
H04	0.2878	0.2587	0.2812	0.2623	0.2857	0.2713	0.2923	0.2677
H05	0.2833	0.2497	0.2767	0.2533	0.2812	0.2623	0.2878	0.2587
H06	0.2788	0.2407	0.2722	0.2443	0.2767	0.2533	0.2833	0.2497
H07	0.2743	0.2317	0.2677	0.2353	0.2722	0.2443	0.2788	0.2407
H08	0.2698	0.2227	0.2632	0.2263	0.2677	0.2353	0.2743	0.2317
H09	0.2653	0.2137	0.2587	0.2173	0.2632	0.2263	0.2698	0.2227
H10	0.2608	0.2047	0.2542	0.2083	0.2587	0.2173	0.2653	0.2137
K00	0.2992	0.2983	0.2925	0.3020	0.2970	0.3110	0.3037	0.3073
K01	0.2947	0.2893	0.2880	0.2930	0.2925	0.3020	0.2992	0.2983
K02	0.2902	0.2803	0.2835	0.2840	0.2880	0.2930	0.2947	0.2893
K03	0.2857	0.2713	0.2790	0.2750	0.2835	0.2840	0.2902	0.2803
K04	0.2812	0.2623	0.2745	0.2660	0.2790	0.2750	0.2857	0.2713
K05	0.2767	0.2533	0.2700	0.2570	0.2745	0.2660	0.2812	0.2623
K06	0.2722	0.2443	0.2655	0.2480	0.2700	0.2570	0.2767	0.2533
K07	0.2677	0.2353	0.2610	0.2390	0.2655	0.2480	0.2722	0.2443
K08	0.2632	0.2263	0.2565	0.2300	0.2610	0.2390	0.2677	0.2353
K09	0.2587	0.2173	0.2520	0.2210	0.2565	0.2300	0.2632	0.2263
K10	0.2542	0.2083	0.2475	0.2120	0.2520	0.2210	0.2587	0.2173
T00	0.2925	0.3020	0.2858	0.3057	0.2903	0.3147	0.2970	0.3110
T01	0.2880	0.2930	0.2813	0.2967	0.2858	0.3057	0.2925	0.3020
T02	0.2835	0.2840	0.2768	0.2877	0.2813	0.2967	0.2880	0.2930
T03	0.2790	0.2750	0.2723	0.2787	0.2768	0.2877	0.2835	0.2840
T04	0.2745	0.2660	0.2678	0.2697	0.2723	0.2787	0.2790	0.2750
T05	0.2700	0.2570	0.2633	0.2607	0.2678	0.2697	0.2745	0.2660
T06	0.2655	0.2480	0.2588	0.2517	0.2633	0.2607	0.2700	0.2570
T07	0.2610	0.2390	0.2543	0.2427	0.2588	0.2517	0.2655	0.2480
T08	0.2565	0.2300	0.2498	0.2337	0.2543	0.2427	0.2610	0.2390
T09	0.2520	0.2210	0.2453	0.2247	0.2498	0.2337	0.2565	0.2300
T10	0.2475	0.2120	0.2408	0.2157	0.2453	0.2247	0.2520	0.2210
H20	0.3103	0.3037	0.3037	0.3073	0.3082	0.3163	0.3148	0.3127
H21	0.3148	0.3127	0.3082	0.3163	0.3127	0.3253	0.3193	0.3217
K20	0.3037	0.3073	0.2970	0.3110	0.3015	0.3200	0.3082	0.3163
K21	0.3082	0.3163	0.3015	0.3200	0.3060	0.3290	0.3127	0.3253
T20	0.2970	0.3110	0.2903	0.3147	0.2948	0.3237	0.3015	0.3200
T21	0.3015	0.3200	0.2948	0.3237	0.2993	0.3327	0.3060	0.3290

## Typical optical characteristics curves

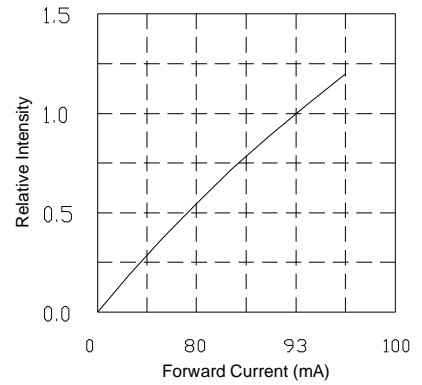
**Spectral Distribution**



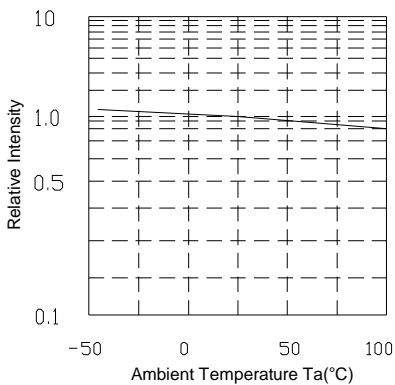
**Forward Voltage vs. Forward Current (Ta=25°C)**



**Relative Intensity vs. Forward Current (Ta=25°C)**

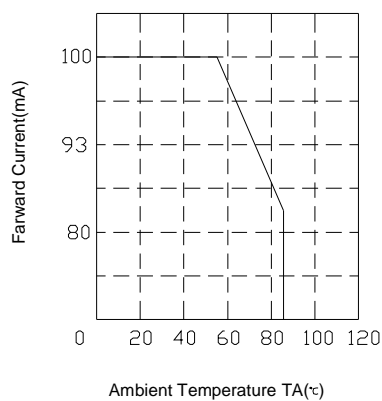


**Relative Intensity vs. Ambient Temperature**

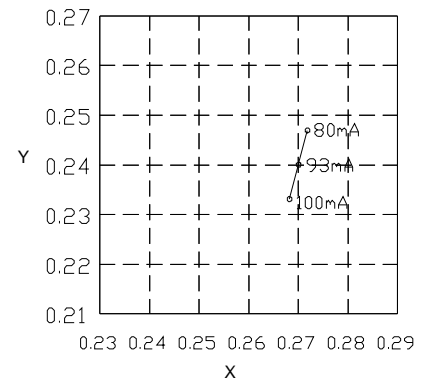


**Derating**

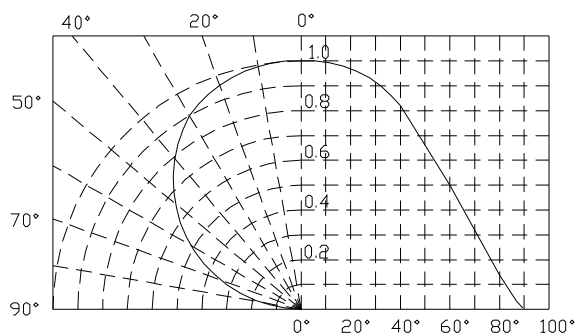
**Ambient Temperature vs. Maximum Forward Current**



**Forward Current vs. Chromaticity (Ta=25°C)**



**Diagram characteristics of radiation**



## Reflow profile

### n Soldering condition

- Recommended soldering conditions

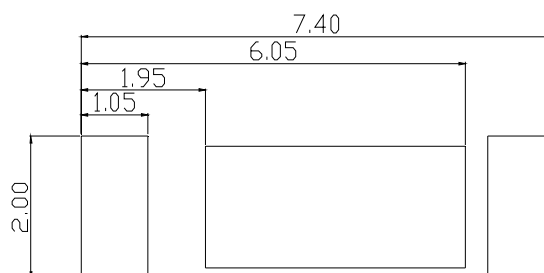
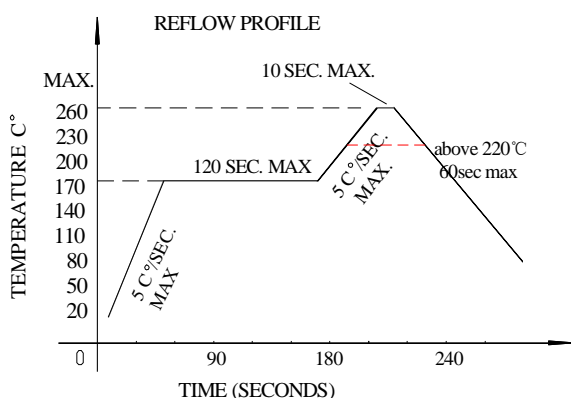
Reflow Soldering		Hand Soldering	
Pre-heat	160~180°C	Temperature	300°C Max.
Pre-heat time	120 seconds Max.	Soldering time	3 second Max. (one time only)
Peak temperature	260°C Max.		
Soldering time	10 seconds Max.		
Condition	Refer to Temperature-profile		

- After reflow soldering rapid cooling should be avoided

### n Temperature-profile (Surface of circuit board)

Use the following conditions shown in the figure.

### RECOMMEND PAD DESIGN (Units: mm)



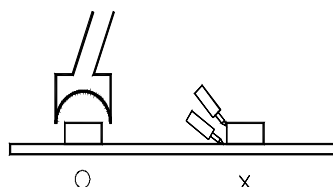
1. Reflow soldering should not be done more than two times
2. When soldering ,do not put stress on the LEDs during heating

### n Soldering iron

1. When hand soldering, keep the temperature of the iron under 300°C, and at that temperature keep the time under 3 sec.
2. The hand soldering should be done only a time
3. The basic spec is  $\leq 5$  sec. when the temperature of 260°C, do not contact the resin when hand soldering

### n Rework

1. Customer must finish rework within 5 sec under 260°C
2. The head of iron can not touch the resin
3. Twin-head type is preferred.



## n CAUTIONS

The encapsulated material of the LEDs is silicone . Therefore the LEDs have a soft surface on the top of package. The pressure to the top surface will influence to the reliability of the LEDs. Precautions should be taken to avoid the strong pressure on the encapsulated part. So when using the picking up nozzle, the pressure on the silicone resin should be proper



Reliability

(1)TEST ITEMS AND RESULTS

Type	Test Item	Ref. Standard	Test Conditions	Note	Number of Damaged
Environmental Sequence	Resistance to Soldering Heat(Reflow Soldering)	JESD22-B106	Tsld=260°C,10sec	2 times	0/22
	Temperature Cycle	JESD22-A104	-40°C 30min ↑↓5min 100°C 30min	300 cycle	0/22
	Thermal Shock	JESD22-A106	-40°C 15min ↑↓ 100°C 15min	300 cycle	0/22
	High Temperature Storage	JESD22-A103	T <sub>a</sub> =100°C	1000 hrs	0/22
	Low Temperature Storage	JESD22-A119	T <sub>a</sub> =-40°C	1000 hrs	0/22
Operation Sequence	Life Test	JESD22-A108	T <sub>a</sub> =25°C I <sub>F</sub> =93mA	1000 hrs	0/22
	High Humidity Heat Life Test	JESD22-A101	60°C RH=90% I <sub>F</sub> =93mA	500 hrs	0/22

(2)CRITERIA FOR JUDGING THE DAMAGE

Item	Symbol	Test Conditions	Criteria for Judgement	
			Min.	Max.
Forward Voltage	VF	IF=93mA	-	U.S.L*)×1.1
Reverse Current	IR	VR=5V	-	U.S.L*)×2.0
Luminous Intensity	IV	IF=93mA	L.S.L**)×0.7	-

U.S.L.: Upper Standard Level

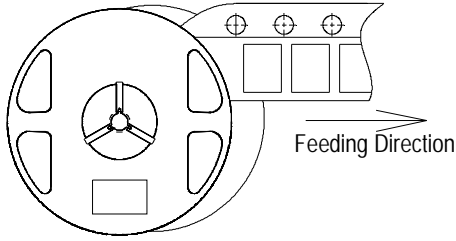
L.S.L.: Lower Standard Level



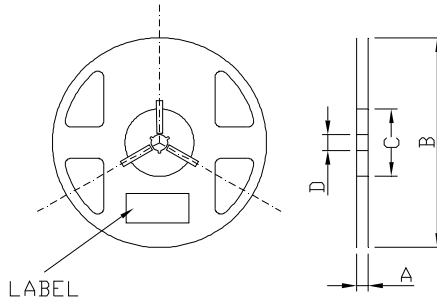
REFOND

Packaging Specifications

● Feeding Direction

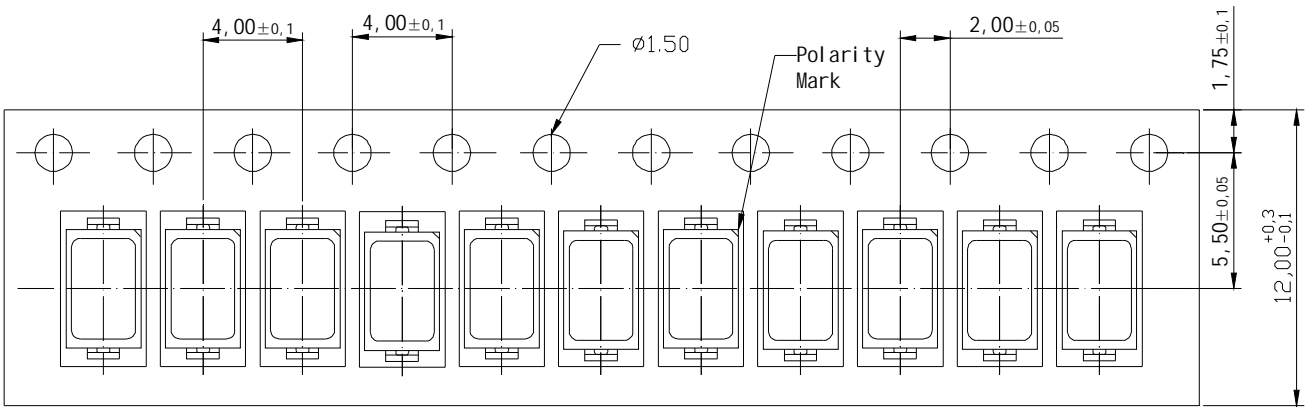


● Dimensions of Reel (Unit: mm)

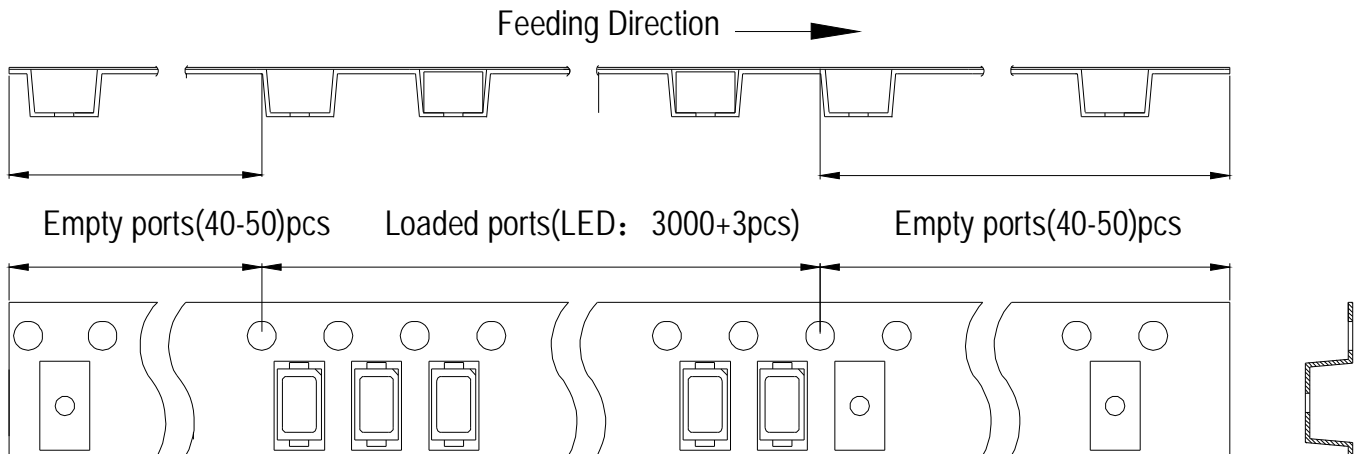


A	13.6±0.1mm
B	179±1mm
C	58±1mm
D	13.5±0.5mm

● Dimensions of Tape (Unit: mm)



● Arrangement of tape:

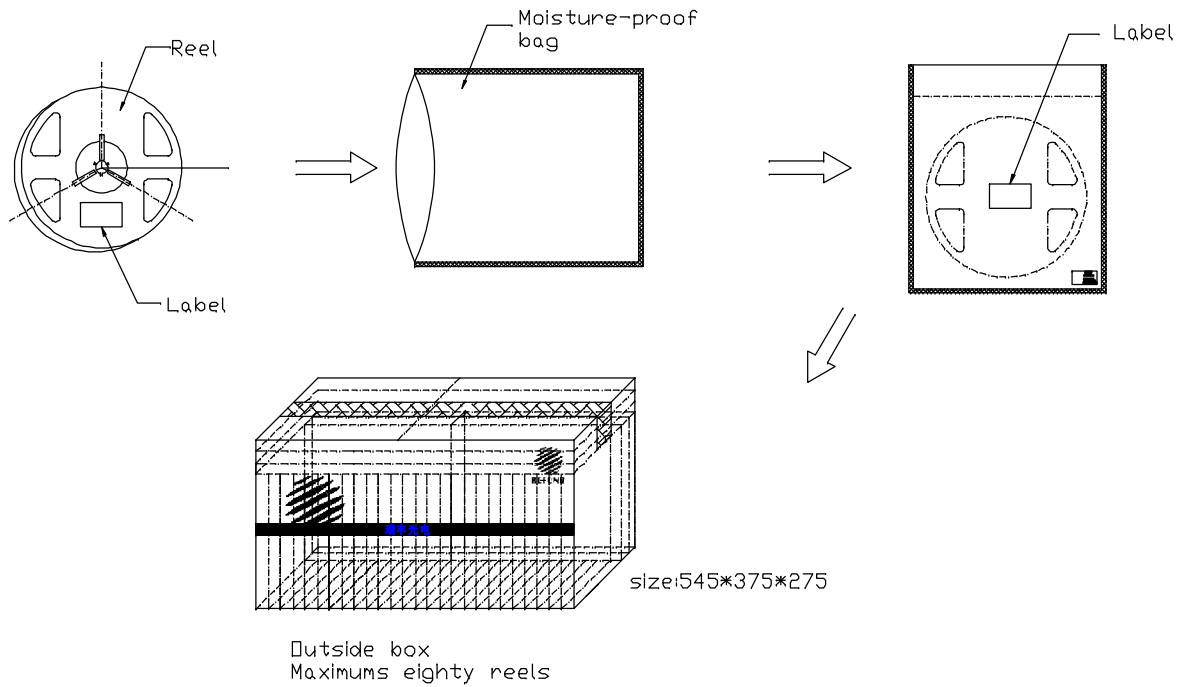


NOTES

1. Empty component pockets are sealed with top cover tape;
2. The maximum number of missing lamps is two;
3. The cathode is oriented towards the tape sprocket hole in accordance with ANSI/EIA RS-481 specifications.
4. 3,000 pcs/ Reel.



## Packaging specifications



### Label

PART NO:  
SPEC NO:  
LOT NO:



BIN CODE:

IV:

VF:

XY:

QTY: PCS  
DATE:

## CAUTIONS

### Package specifications

Reeled products (numbers of products are 3,000pcs) packed in a seal off moisture-proof bag along with a desiccant one by one, Eighty moisture-proof bag of maximums are put the outside box (size: about 545mm x about 375mm x about 275mm) Together with buffer material, and it is packed. (Pare No., Lot No., quantity should appear on the label on the moisture-proof bag, part No. And quantity should appear on the label on the cardboard box.) The number of the loading steps of outside box (cardboard box) has two steps.

### Storage conditions

#### Before opening the package:

The LEDs should be kept at 30°C or less and 70%RH or less. The LEDs should be used within a year. When storing the LEDs, moisture proof packaging with absorbent material (silica gel) is recommended.

#### After opening the package:

The LEDs should be kept at 30°C or less and 50%RH or less. If unused LEDs remain, they should be stored in moisture proof packages, such as sealed containers with packages of moisture absorbent material (silica gel). It is also recommended to return the LEDs to the original moisture proof bag and to reseal the moisture proof bag again.